

**SWAMI VIVEKANAND TINY LEARNERS PRE SCHOOL**

**THAPAR COLONY**

**YAMUNA NAGAR**



## HOLIDAYS' MENTAL EXERCISE

### SESSION (2022-23)

Summer brings a nice warm sun  
But it is a time for fun.  
It is a time of long break,  
When we can enjoy and play near the gate,  
Try cool recipes with your grandparents too,  
Enjoy each game.  
Either play ludo, carrom or Cycling  
Whatever you do.



## HAPPY HOLIDAYS'

Follow some general instructions while enjoying your summer holidays.

### GUIDELINES FOR STUDENTS:-

- ❖ Remember this time is not only to be in fun but do regular study work too, whatever is given by your teachers.
- ❖ Wake up early in the morning.
- ❖ Take Bath daily, Brush your teeth , stay neat and healthy.
- ❖ Avoid playing on electronic gadgets.
- ❖ Give quality time to your hobby.
- ❖ Enjoy holidays with fun but be safe and use safety measures of COVID.

### GUIDELINES FOR PARENTS:-

We have planned holidays' homework for our Tiny Tots with some interesting activities. Kindly follow the given instructions.

- ❖ All the written work should be neat and clean.
- ❖ Holidays' homework should be done by the children themselves.
- ❖ Do colouring beautifully.
- ❖ Help your ward to complete his/her holidays' homework on time.
- ❖ Grades will be given to your ward for Holidays' Homework.
- ❖ Kindly take print outs of the given pages of holidays' home worksheet given in Pdf.
- ❖ Kindly arrange all the worksheets properly in a folder subject wise, lable it with your ward's name , class and section.



Swami Vivekanand Tiny Learners Pre School  
Thapar Colony, Yamuna Nagar

WORKSHEETS FOR HOLIDAYS' HOMEWORK  
Class-KG 1 Subject:- English

Session - 2022-23

Letters Aa - Ee

Aa

Bb

Cc

Dd

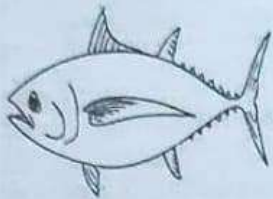
Ee

Fill in the Missing Uppercase Letters

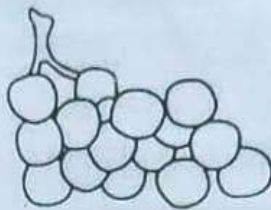
A word search puzzle on a grid of circles. The grid is 5 columns wide and 10 rows high. The letters are arranged as follows:

- Row 1: Bee, A, blank, C, blank
- Row 2: blank, blank, blank, F, blank
- Row 3: blank, J, I, blank, blank
- Row 4: L, blank, blank, blank, blank
- Row 5: blank, blank, O, P, blank
- Row 6: blank, blank, blank, R, blank
- Row 7: blank, blank, U, blank, blank
- Row 8: X, blank, blank, blank, blank
- Row 9: blank, blank, Z, blank, blank
- Row 10: blank, blank, blank, blank, blank

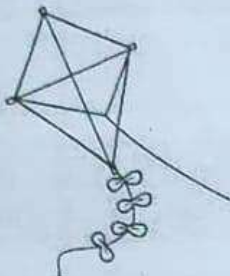
Write the First Letter of each picture.




\_\_\_\_\_



\_\_\_\_\_



\_\_\_\_\_




\_\_\_\_\_




\_\_\_\_\_




\_\_\_\_\_



\_\_\_\_\_



\_\_\_\_\_



\_\_\_\_\_



\_\_\_\_\_

\_\_\_\_\_

\_\_\_\_\_

\_\_\_\_\_

\_\_\_\_\_

Match the uppercase letter to its lowercase



A



b



B



d



C



e



D



a



E



f



F



c

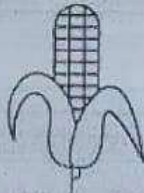

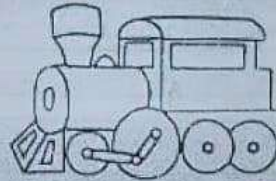
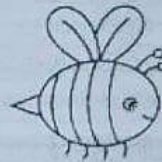

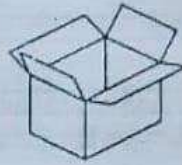

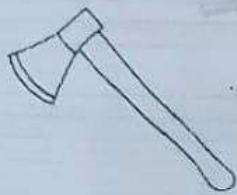
Circle the lower case in each row

A	c	a	e	h
B	v	n	b	l
C	a	w	e	c
D	d	l	t	u
E	b	m	e	a
F	e	o	f	z
G	h	g	b	o
H	v	a	o	h

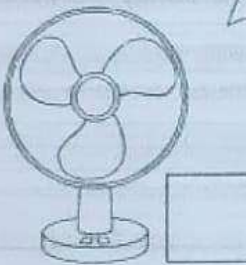
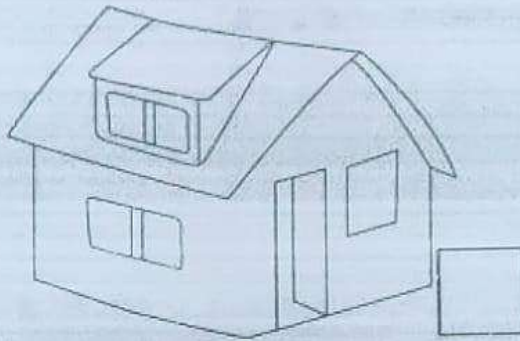


Identify the things which start with the letter Ee

and Colour them



Identify the picture and cut out each letter and  
paste it.



F

G

H

I

J



Swami Vivekanand Tiny Learners Pre School  
Thapar Colony, Yamuna Nagar

WORKSHEETS FOR HOLIDAYS' HOMEWORK

SESSION - 2022-23

CLASS - K.G-1

SUBJECT - HINDI

क

क

क

क

Swami Vivekanand Tiny Learners Pre School  
Thapar Colony, Yamuna Nagar

2

ख

ख

ख

मिलान करो

क




ख



ग




घ



ख

वर्ण पहचान कर, चित्र में रंग भरौ।



खरगोश



खिलौना

Swami Vivekanand Tiny Learners Pre School  
Thapar Colony, Yamuna Nagar

31

WORKSHEETS FOR HOLIDAYS HOMEWORK

Class-KG-1

Session-2022-23

Class-KG-1

Subject -MATHS

Numbers 0-9

0

1

2

3

4

5

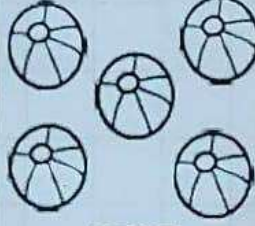

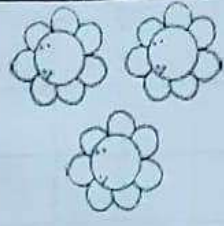


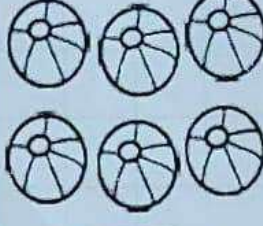


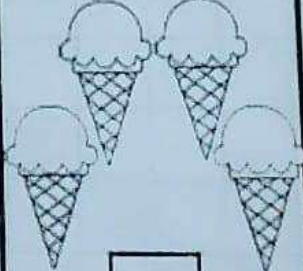
6

7

8

9

Count and Write the number

 <input type="text"/>	 <input type="text"/>	 <input type="text"/>
 <input type="text"/>	 <input type="text"/>	 <input type="text"/>
 <input type="text"/>	 <input type="text"/>	 <input type="text"/>



Write the Missing Numbers.

Missing Numbers,

0

3

5

7

9

2

4


6

8

10

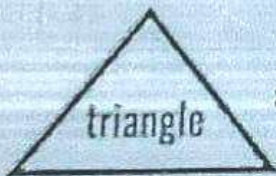
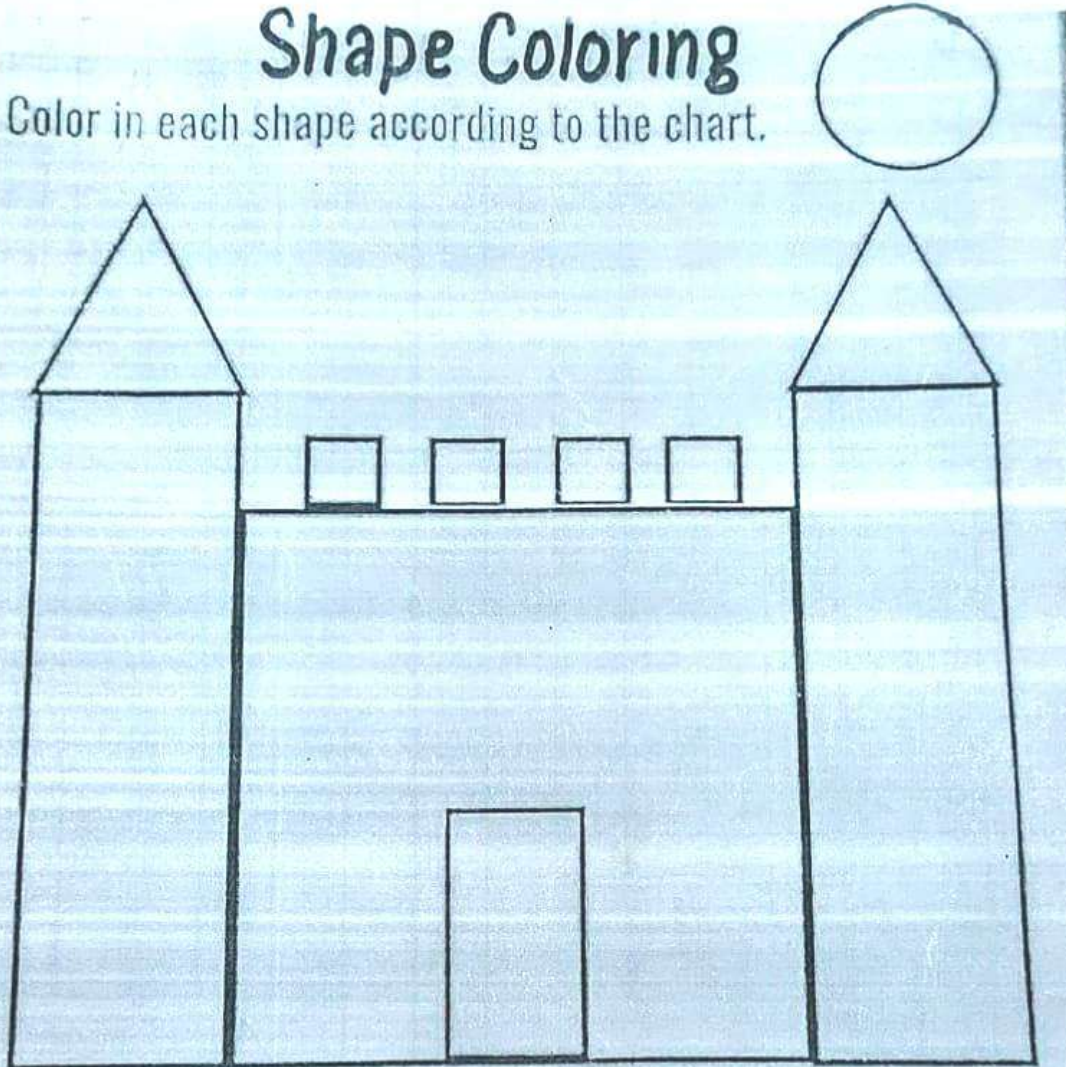
0

# What Comes Before and After



# Shape Coloring

Color in each shape according to the chart.



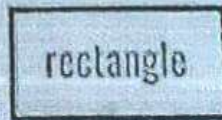
triangle

= red



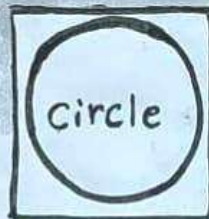
square

= blue



rectangle

= green



circle

Yellow