

**SWAMI VIVEKANAND PUBLIC SCHOOL**

**THAPAR COLONY**

**YAMUANA NAGAR**



**SUMMER VACATION**

**Holidays' Homework**

**GRADE- I**



Poster Make

# HOLIDAYS' MENTAL EXERCISE

## Session 2022-23

A long vacation is on the way the fun, play & enjoy is going to start with sway.

Oh Summer

Oh Summer

You bring life into the heart,

Vacations are here to start,

NO worries, No tension, only fun & fro to mention

Playing and freaking out,

No rules no regulation to follow now it will be the time to play and laugh with friends just with a shout.



hAPPY  
Summer  
hOLIDAYS

## **HAPPY HOLIDAYS'**

The summer vacation begins from 27<sup>th</sup> May , 2022(Friday) and school will reopen on 4<sup>th</sup> July,2022(Monday).Parents can download holidays' homework from **E-care app**.

Follow some general instructions while enjoying your summer holidays.

### **GUIDELINES FOR STUDENTS:-**

- ❖ Remember this time is not only to be in fun but do regular study work too, whatever is given by your teachers.
- ❖ Wake up early in the morning.
- ❖ Take Bath daily, Brush your teeth , stay neat and healthy.
- ❖ Avoid playing on electronic gadgets.
- ❖ Give quality time to your hobby.
- ❖ Enjoy holidays with fun but be safe and use safety measures of COVID.

### **GUIDELINES FOR PARENTS:-**

We have planned holidays' homework for our students with some interesting activities. Kindly follow the given instructions.

All the written work should be neat and clean.

- ❖ Holidays' homework should be done by the children themselves.
- ❖ Do colouring beautifully.
- ❖ Help your ward to complete his/her holidays' homework on time.
- ❖ Grades will be given to your ward for Holidays' Homework.
- ❖ All the assignments are to be done in separate notebook with the proper date and headings.
- ❖ Revise all the work done in class till date.



SWAMI VIVEKANAND PUBLIC SCHOOL, YAMUNA NAGAR

WORKSHEETS FOR HOLIDAY'S HOMEWORK

SESSION-2022-23

SUBJECT- MATHS

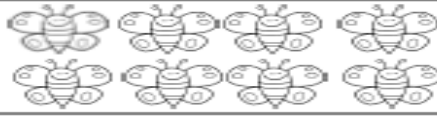
CLASS- I

### 1 Subtraction sums

$10 - 4 = \underline{\quad}$



$8 - 3 = \underline{\quad}$



$6 - 5 = \underline{\quad}$



$10 - 8 = \underline{\quad}$



$7 - 4 = \underline{\quad}$




$9 - 6 = \underline{\quad}$



© Kool Kinder

### Q2:-Add on the number line



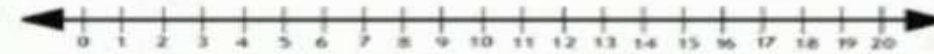
$6 + 10 + 2 = \square$

2.




$3 + 5 + 8 = \square$

3.



$9 + 6 + 5 = \square$

4.



$11 + 5 + 2 = \square$

Q- 3

Q1. Write numbers in descending order.

<b>23</b>	<b>33</b>	<b>12</b>	<b>6</b>	<b>47</b>
-----------	-----------	-----------	----------	-----------

--	--	--	--	--

<b>18</b>	<b>28</b>	<b>50</b>	<b>44</b>	<b>40</b>
-----------	-----------	-----------	-----------	-----------

--	--	--	--	--

Q2. Write number names.

10-

14-

8-

20-

11-

Q3. Match the following

16

9

13

19

7

Q4:-

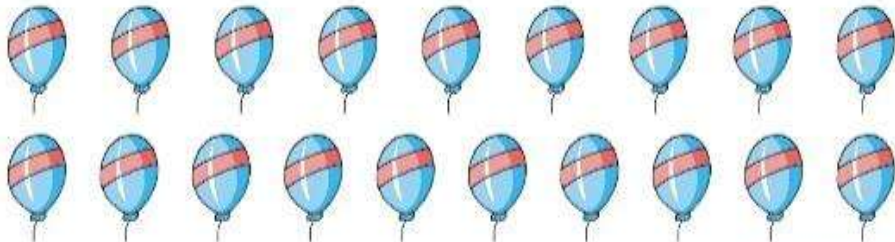
## Worksheet


### Chapter 1: Numbers from 0 to 19

1. Fill in the blanks.





- a. Number 15 comes in between number 14 and \_\_\_\_.
- b.  $8 + 0$  is \_\_\_\_.





2. Count and write the number.

a. 

b. 




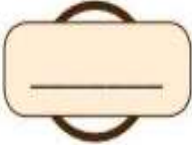
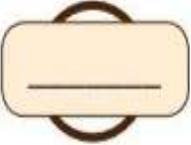
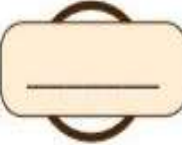
3. Write the missing numbers.

a.    











b.    

Q5

4. Write the numbers from the smallest to the biggest.

5. Look at the abacus and fill in the boxes.

					
a.					
					
b.					
		+		=	
		+		=	

Q6

## Worksheet

### Chapter 2: Numbers 20 to 49

1. Tick (✓) the correct option.

a. In which number, there are 3 Tens and 8 Ones?

i. 87

ii. 38

iii. 23

b. \_\_\_\_\_ counting helps to place numbers in ascending order.

i. Forward

ii. Backward

2. State True or False.


a.  $49 + 0$  is 49. \_\_\_\_\_

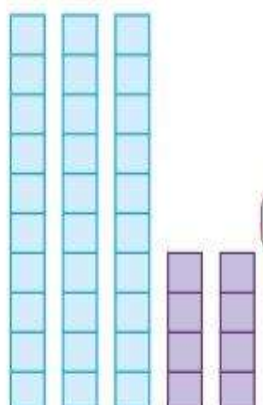
b. 1 less than 40 is 41. \_\_\_\_\_

3. How many Ones make 45?

4. Write the number name of 33.

5. Write the number in the given box.

a. 

b. 



Q7

## Worksheet

### Chapter 3: Money

1. Sudhir has some currency notes and coins with him, as shown below. How much amount is shown here?



a. ₹ 20

b. ₹ 17

c. ₹ 15

d. ₹ 25

2. Which combination of notes and coins is equal to ₹ 45?



SWAMI VIVEKANAND PUBLIC SCHOOL, YAMUNA NAGAR

WORKSHEETS FOR HOLIDAY'S HOMEWORK

SESSION-2022-23

SUBJECT- HINDI

CLASS- I

### हिंदी की कार्य पत्रिका

प्रश्न 1:-ई की मात्रा लगाकर शब्दों को ठीक कीजिए।

कट	राख
हरा	चख
थाल	चखर
दाद	बस
नत	बकर

प्रश्न 2 :-ऊ की मात्रा लगाकर शब्द पूरे कीजिए।

भाल	_____
झला	_____
चरन	_____
तफान	_____
मजदर	_____

प्रश्न 3 :-

५. नीचे लिखे शब्दों का अलग-अलग अर्थ में वाक्य बनाओ -

१. बस

२. बस

१. चल

२. चल

६. 'नक्कारखाना' शब्द से अन्य शब्द बनाओ -

\_\_\_\_\_

७. पौधों और बेलों पर लगने वाली सब्जियों और फलों के नाम लिखो -

क्र.	फल	सब्जी
१		
२		
३		
४		

८. 'बादलों' पर पाँच वाक्य लिखो -

\_\_\_\_\_

\_\_\_\_\_

\_\_\_\_\_

\_\_\_\_\_

\_\_\_\_\_

प्रश्न 4 :-ओ की मात्रा का प्रयोग करते हुए पांच पशु पक्षियों के नाम लिखो।


क \_\_\_\_\_  
ख \_\_\_\_\_  
ग \_\_\_\_\_  
घ \_\_\_\_\_  
ङ \_\_\_\_\_

प्रश्न 5 :-अपने बारे में पांच वाक्य लिखो।

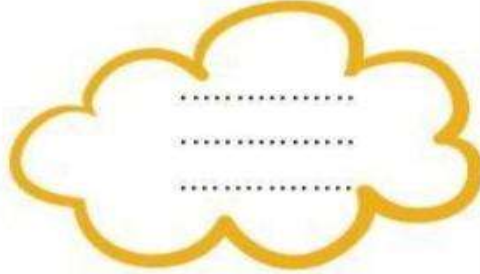
प्रश्न 6 :-

• नीचे दी गई चीजों के तीन-तीन नाम लिखिए।

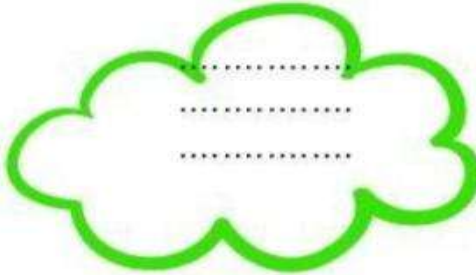
फल




फूल



सब्जियां



अनाज



प्रश्न 7 :-ओ की मात्रा लगाकर शब्दों को ठीक कीजिए

पटल

तला

जय

समसा

भजन

मनहर

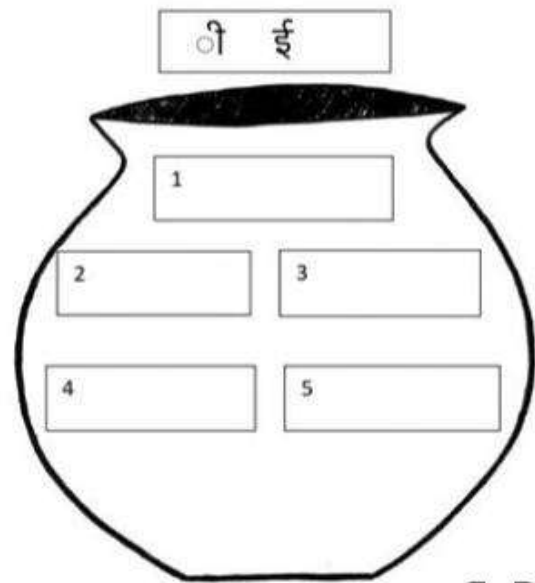
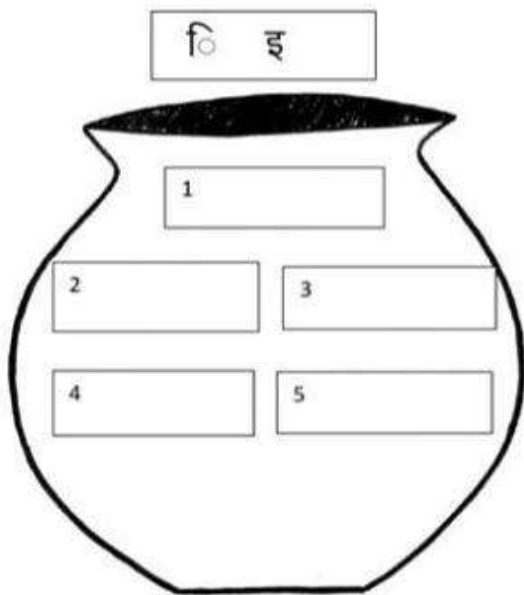
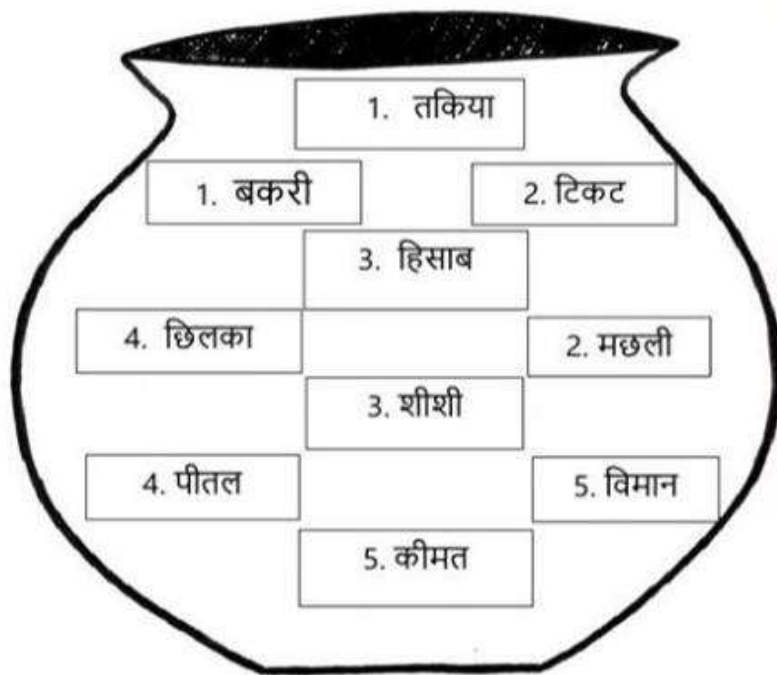
प्रश्न 8 :-चित्रों के नाम लिखो।

एक  था। घर की   
पर  के पेड़ की छाया  
थी। राम छाया में बैठकर   
पढ़ता था। एक बार एक   
राम के ऊपर गिरा। राम के   
खराब हो गए। राम  पर  
जाकर नहाया। फिर   
छा गए। पानी बरसा। राम ने बारिश में  
एक  रख दिया। टब  
भर गया।



प्रश्न 9 अनुच्छेद पूरा करो।

मटके में रखें इ और ई मात्रा वाले शब्द मिलजुल गए हैं इस और ई मात्रा वाले शब्दों को अलग-अलग मटके में रखें।



SWAMI VIVEKANAND PUBLIC SCHOOL, YAMUNA NAGAR

WORKSHEETS FOR HOLIDAY'S HOMEWORK

SESSION-2022-23

SUBJECT- E.V.S

CLASS- I

Q1

GlobalShiksha

Grade I EVS

### Myself

My name is \_\_\_\_\_

I am \_\_\_\_\_ years old.

I am a \_\_\_\_\_ (boy/girl).

My birthday is on \_\_\_\_\_.

I study in class \_\_\_\_\_.

I live in \_\_\_\_\_.

I weigh \_\_\_\_\_ kilograms.

I love to eat \_\_\_\_\_.

I love to play \_\_\_\_\_.

My favourite cartoon is \_\_\_\_\_.

Colour me if you are a boy

Colour me if you are a girl

**Paste your photograph below:**

When I was a baby

My latest photograph

Skill: Knowing myself

**B) Find out:**

Q-How many members do you have in your family?

Q-Who is the youngest member of your family?

Q-Who is the oldest member of your family?

Q-Whom do you love the most in your family?









C) How do you behave at home?

**Circle the activities that you do:**

I keep my things in their place.

- a) I eat my food without any fuss.
- b) I share my toys with my sister or brother.
- c) I sleep late in the night and get up late in the morning.
- d) I am always ready to help my family members.

**D) Find hidden words in the grid below. Colour them.**

	E	Y	E	A	F	G	A	A	
	I	P	C	O	E	A	R	B	
	R	B	E	H	I	C	M	I	
	C	A	F	A	R	D	I	M	
	A	L	O	N	B	E	D	O	
	H	E	A	D	I	G	C	U	
	O	G	C	E	F	O	O	T	
	P	S	I	D	O	B	F	H	



**E) Write Good or Bad-**

1) Riya eats healthy food. -----

2) Priya always throws her food. -----

3) Ravi wash his hands before eating food. -----

4) Isha keeps her food and water uncovered. -----

**F) Write the names of the parts of body in the blanks boxes. Choose words from the help box.**

Label the parts of the body below.

arm	hand	leg	foot
eye	mouth	ear	nose
neck	toes	fingers	head



G)

1. How do you call the following people in your native language?

a. Father: \_\_\_\_\_

b. Mother: \_\_\_\_\_

c. Grandfather: \_\_\_\_\_

d. Grandmother: \_\_\_\_\_

2. Write any one difference between a small family and a big family.

Small Family	Big Family
_____	_____
_____	_____
_____	_____

H) Write five sentences about your family

SWAMI VIVEKANAND PUBLIC SCHOOL, YAMUNA NAGAR

WORKSHEETS FOR HOLIDAY'S HOMEWORK

SESSION-2022-23

SUBJECT- ENGLISH

CLASS- I

Q-A Read each word carefully. Write 'a' or 'an' before each of the words.



\_\_\_ apron



\_\_\_ violin



\_\_\_ banana



\_\_\_ unicorn



\_\_\_ bucket




\_\_\_ snake



\_\_\_ fairy



\_\_\_ ice cream



\_\_\_ hour



B) Use capital letter and full stop in each of the following:

1. the flowers are kept on the table.



\_\_\_\_\_

2. the dog is sitting on the mat



\_\_\_\_\_

3. boys and girls are playing in the park



\_\_\_\_\_

4. fruits are good for health



\_\_\_\_\_

5. i like to read books



\_\_\_\_\_

6. i have a big blue car









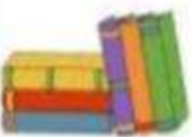





\_\_\_\_\_

C) Write sentences to their correct box.

		<b>PUNCTUATION MARKS</b>
		I like to eat banana
		Can we go to play in the garden
		What is your name
		Your shirt is very nice
		you are very good in drawing
		Who is your best friend
		I live in Mumbai
		Where do you live

D) Look at the picture and write the nouns words into their correct categories.

 Doctor	 Singer	 Beach	 Table
 Ball	 Monkey	 Cat	 Airport
 Books	 Farm	 Horse	 Teacher
<b>Person</b>	<b>Things</b>	<b>Places</b>	<b>Animals</b>
1. <input type="text"/>	1. <input type="text"/>	1. <input type="text"/>	1. <input type="text"/>
2. <input type="text"/>	2. <input type="text"/>	2. <input type="text"/>	2. <input type="text"/>
3. <input type="text"/>	3. <input type="text"/>	3. <input type="text"/>	3. <input type="text"/>

E) Look at the picture and tick the correct noun.



Thing

Animal



Place

Thing



Thing

Person



Animal

Thing



Place

Person



Person

Thing



Animal

Thing



Thing

Animal



Person

Animal



Place

Person

F) Circle the object that begins with the given letter.

a. p



b. a



c. h



G) Write the first letter of name of each picture.

a. \_\_\_ish



b. \_\_\_onkey



c. \_\_\_oat



## Swami Vivekanand public School

### Class 1

### Holidays homework

Note: learn all the syllabus done in books and notebooks along with work given below

**Maths**-revise all the work done in books and notebooks.

Make a chart according to your roll number

- 1 to 12 - Ordinal numbers
- 13 to 22 Collect the different types of wrappers and paste it and mention the price of the product.
- 23 to 32 - Months of the year
- 1 to 32 - (Activity) Photo frame with the different shapes.
- 1 to 32 Coin tracing activity- trace any five coins with pencil or crayons do this activity on A4 size sheet.

**Hindi**- 15 पेज सुलेख लिखें(अलग कॉपी में करें)

- रोल नंबर 1से12- (क) पांच जानवरों के चित्र लगाकर उनके बारे में तीन तीन वाक्य लिखो और खरगोश का मुखौटा बनाइए।
- 13से 22- (ख)मात्राओं से संबंधित चित्रों का एक कोलाज बनाओ और बिल्ली का मुखौटा तैयार करें।
- 23 to 32 पेड़ का चित्र लगाकर उससे होने वाले लाभों के बारे में लिखो और चींटी का मुखौटा तैयार करें।
- यह सभी कार्य A4 शीट पर करने के बाद एक फोल्डर बनाकर सुसज्जित करें।

**English**-Revise all the syllabus done in books and notebook.

1.)Make a thin hand writing practice book.

Write one page daily in it for practice.



2.) Make a card for your father and gift it to your father on father's day i.e on 19/06/2022.

3.) Read any one page of English daily.

\*Do all these activities according to your roll number in A4 sheet.

1) Roll number 1 to 10- Cut the different words from the newspaper or magazines and paste those words in A4 sheet.

2) Roll number 11 to 20- Select a word and form a chain of words. Start a new word from the last letter of given word.

e.g - Teeth-Hut-Time etc (Make five sets of chain with 20 words each)

3) Roll number 21 to 32- Make life cycle of butterfly on A4 sheet.

**E. V. S-** Revise all the syllabus done in books and notebook.

\*Do all these activities according to your roll number in A4 sheet.

1) Roll number 1 to 8- Paste pictures of things that you need to clean your body.

e.g - comb, towel, soap etc.

2) Roll number 9 to 16- Make a house with the help of empty cardboard boxes and empty match boxes.

3) Roll number 17 to 24- Draw and colour five food items you get from plants on a4 sheet.

4) Roll number 25 to 32- Make finger puppets, draw the faces of your family members on these puppets and write

their names. Wear them on your fingers.

Show each one by one and say few things

about that person.