

**SWAMI VIVEKANAND PUBLIC SCHOOL**

**THAPAR COLONY**

**YAMUANA NAGAR**



**SUMMER VACATION**

**Holidays' Homework**

**GRADE- II**



Poster Make

## HOLIDAY'S MENTAL EXERCISE

Session 2022-23

A long vacation is on the way the fun, play & enjoy is going to start with sway.

Oh Summer

Oh Summer

You bring life into the heart,

Vacations are here to start,

NO worries, No tension, only fun & fro to mention

Playing and freaking out,

No rules no regulation to follow now it will be the time to play and laugh with friends just with a shout.



hAPPy  
SUMMER  
hOLIDAYS

## **HAPPY HOLIDAYS'**

The summer vacation begins from 27<sup>th</sup> May , 2022(Friday) and school will reopen on 4<sup>th</sup> July,2022(Monday).Parents can download holidays' homework from **E-care app**.

Follow some general instructions while enjoying your summer holidays.

### **GUIDELINES FOR STUDENTS:-**

- ❖ Remember this time is not only to be in fun but do regular study work too, whatever is given by your teachers.
- ❖ Wake up early in the morning.
- ❖ Take Bath daily, Brush your teeth , stay neat and healthy.
- ❖ Avoid playing on electronic gadgets.
- ❖ Give quality time to your hobby.
- ❖ Enjoy holidays with fun but be safe and use safety measures of COVID.

### **GUIDELINES FOR PARENTS:-**

We have planned holidays' homework for our Tiny Tots with some interesting activities. Kindly follow the given instructions. All the written work should be neat and clean.

- ❖ Holidays' homework should be done by the children themselves.
- ❖ Do colouring beautifully.
- ❖ Help your ward to complete his/her holidays' homework on time.
- ❖ Grades will be given to your ward for Holidays' Homework.
- ❖ All the assignments are to be done in separate notebook with the proper date and headings.
- ❖ Revise all the work done in class till date.





**SWAMI VIVEKANAND PUBLIC SCHOOL, YAMAUNA NAGAR**


**WORKSHEETS FOR HOLIDAYS' HOMEWORK**

**SESSION-2022-23**

**SUBJECT-E.V.S**

**CLASS- II**

A. Look at the picture given below. Golu the elephant is standing in the centre of the garden.



Fill in the blanks with the correct word.

Left Right Behind Front

1. Golu is standing in \_\_\_\_\_ of the banana tree.
2. Pumpkin is \_\_\_\_\_ Golu.
3. Rose plant is to the \_\_\_\_\_ of Golu.
4. Grapevine is to the \_\_\_\_\_ of Golu.

**B. Read the clues and rearrange the letters to form the right word.**

1. Astronauts use this means of transport to go to space .



K E T R O C \_\_\_\_\_

2. Means of transport used mostly in villages.



G A T O N \_\_\_\_\_

3. Vehicle with two wheels.



C L E C Y \_\_\_\_\_

**C. Tick (✓) the correct option.**

1. The place from where trains leave or arrive is called :  
seaport ( )      airport ( )      railway station ( )

2. The place where ships load or unload goods is called :

airport ( )      seaport ( )      bus stop ( )

3. Animal used mostly in deserts as means of transport is :

camel ( )      elephant ( )      horse ( )

4. The fastest means of transport is :

land transport. ( )      water transport ( )      air transport ( )

5. In the afternoon, Sun is

above our head ( )      In the east ( )      In the south ( )

6. \_\_\_\_\_ has the needle which helps us in locating directions .

maps ( )      compass ( )      stars ( )

7. We see the Sun rising in the

West ( )      east ( )      north ( )

8. Many years ago, people used to find directions with the help of the

sun ( )      compass ( )      map ( )

**D. Guess the following means of communication:**

1. It gives you the printed news everyday. \_\_\_\_\_

2. It helps you to talk to your friend sitting miles away. \_\_\_\_\_

3. It helps you to see a cricket match being played \_\_\_\_\_  
in another country sitting in your home

**E. Solve these riddles .**

1. I have four wheels.  
I move on the road.



\_\_\_\_\_

2. I move on rails.  
I have a big engine.



\_\_\_\_\_

3. I fly high in the sky.



\_\_\_\_\_

4. I sail on the water.



\_\_\_\_\_

F . Complete their names.



1.

T \_ \_ N \_ \_ A



2.

A \_ \_ R \_ \_ \_ L \_ \_ N \_ \_



3.

M \_ \_ T \_ \_ R \_ \_ \_ C \_ \_ E



4.

S \_ \_ I \_ \_



**SWAMI VIVEKANAND PUBLIC SCHOOL, YAMAUNA NAGAR**

**WORKSHEETS FOR HOLIDAYS' HOMEWORK**

**SESSION-2022-23**

**SUBJECT-HINDI**

**CLASS- II**



1. यह एक -----का दृश्य हैं
2. पार्क में एक परिवार -----मानाने आया हैं
3. माँ बच्चों को -----खाने के लिए दे रही हैं
4. दो बच्चे पार्क में -----खेल रहे हैं
5. -----में दो -----तैर रही हैं

ख.दिए गए संज्ञा शब्दों में से प्राणी, वास्तु तथा स्थान के नाम वाले शब्दों को छांट कर अलग कीजिये।

राम      श्याम      बन्दर      चाकू      पुस्तक      कलम

डॉक्टर      विद्यालय      चिड़ियाघर      लालकिला      ताजमहल      कुर्सी

प्राणियों के नाम

वस्तुओं के नाम

स्थानों के नाम

\_\_\_\_\_

\_\_\_\_\_

\_\_\_\_\_

\_\_\_\_\_

\_\_\_\_\_

\_\_\_\_\_

\_\_\_\_\_

\_\_\_\_\_

\_\_\_\_\_

ग .दी गयी नाव में कुछ सर्वनाम शब्द संज्ञा शब्दों के साथ मिल गए हैं। इन्हें अलग करके लिखें।



### सर्वनाम


_____	_____	_____
_____	_____	_____
_____	_____	_____
_____	_____	_____

घ. दिए सयुंक्त व्यंजनों से दो दो शब्द बनाइ।

1. क्त - \_\_\_\_\_
2. च्छ - \_\_\_\_\_
3. क्ष - \_\_\_\_\_
4. त्र - \_\_\_\_\_

चित्रों को देखकर इनकी विशेषता बताने वाले शब्द लिखिए।


लाल मीठा गरम रंग बिरंगे हरा



\_\_\_\_\_ सेब



\_\_\_\_\_ लड्डू



\_\_\_\_\_ पत्ता



\_\_\_\_\_ चाय



\_\_\_\_\_ फूल

च. खली स्थानों में उचित सर्वनाम शब्द भरकर कहानी पूरी कीजिये।

एक कुत्ता सड़क पर चला जा रहा था।  
..... बहुत भूख लगी थी। तभी  
..... रोटी का एक टुकड़ा दिखाई  
दिया। ..... वह टुकड़ा उठा लिया  
और एक नदी की ओर बढ़ गया। थोड़ी देर  
बाद ..... नदी के पानी में अपनी  
परछाई दिखाई दी। ..... सोचा कि  
पानी में कोई दूसरा कुत्ता है। .....  
दूसरे कुत्ते पर भौंकने के लिए जैसे ही अपना  
मुँह खोला, रोटी का टुकड़ा ..... मुँह  
से छूटकर पानी में जा गिरा।





छ. वर्ग पहेली में से छह संज्ञा शब्द छांट कर लिखिए।

र	च	हँ	सी	थ	म	धि
पु	कु	चि	सू	दु	द	खी
नि	तु	मु	र	तो	र	छु
क	ब	गे	ज	ता	टे	ब
लू	मी	ज	ने	ट	रे	ह
मि	ना	पी	लि	ढ	सा	स
का	र	य	म	ट	र	भू

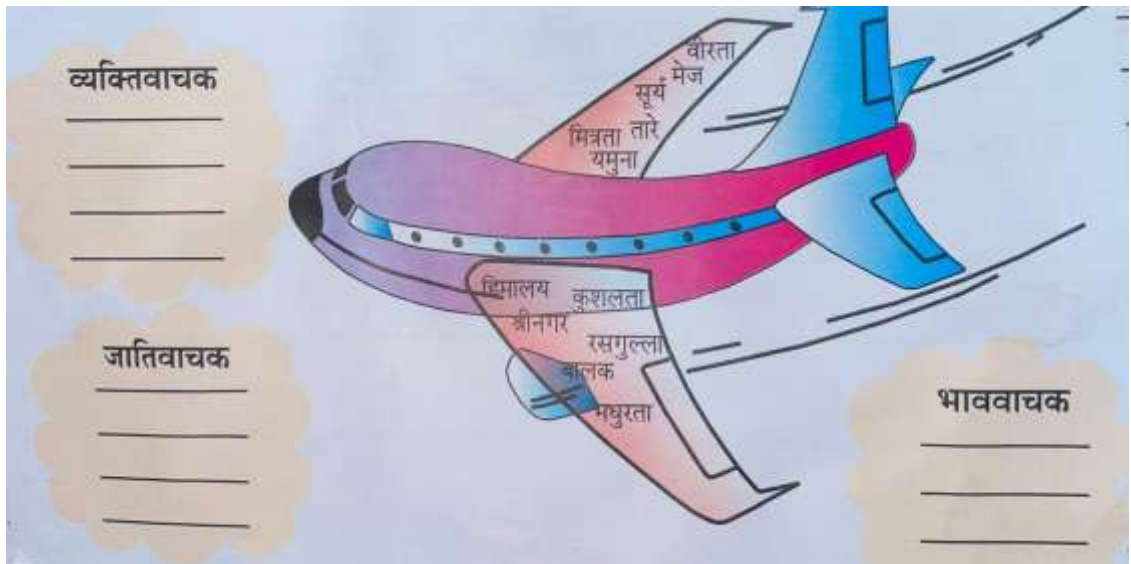
1. \_\_\_\_\_

3. \_\_\_\_\_

2. \_\_\_\_\_

4. \_\_\_\_\_

ज. हवाईजहाज के पैरों पर दिए गए संज्ञा शब्दों को छांट कर उनके भेद के अनुसार  
अलग अलग बादलों में लिखे।





झ. दिए गए शब्दों से वाक्य बनाकर लिखे।



1. \_\_\_\_\_

2. \_\_\_\_\_

3. \_\_\_\_\_

**SWAMI VIVEKANAND PUBLIC SCHOOL, YAMAUNA NAGAR**

**WORKSHEETS FOR HOLIDAYS' HOMEWORK**

**SESSION-2022-23**

**SUBJECT-MATHS**

**CLASS- II**

**Q1 Subtract the following:**

Subtraction problems presented in strawberry-shaped boxes:

$\begin{array}{r} \text{TENS} \quad \text{ONES} \\ 7 \quad 3 \\ -5 \quad 6 \\ \hline \end{array}$	$\begin{array}{r} \text{TENS} \quad \text{ONES} \\ 8 \quad 4 \\ -6 \quad 9 \\ \hline \end{array}$	$\begin{array}{r} \text{TENS} \quad \text{ONES} \\ 6 \quad 0 \\ -4 \quad 8 \\ \hline \end{array}$	$\begin{array}{r} \text{TENS} \quad \text{ONES} \\ 5 \quad 7 \\ -4 \quad 8 \\ \hline \end{array}$	$\begin{array}{r} \text{TENS} \quad \text{ONES} \\ 8 \quad 3 \\ -4 \quad 9 \\ \hline \end{array}$
$\begin{array}{r} \text{TENS} \quad \text{ONES} \\ 6 \quad 1 \\ -1 \quad 3 \\ \hline \end{array}$	$\begin{array}{r} \text{TENS} \quad \text{ONES} \\ 8 \quad 4 \\ -2 \quad 7 \\ \hline \end{array}$	$\begin{array}{r} \text{TENS} \quad \text{ONES} \\ 6 \quad 4 \\ -5 \quad 9 \\ \hline \end{array}$	$\begin{array}{r} \text{TENS} \quad \text{ONES} \\ 8 \quad 4 \\ -2 \quad 6 \\ \hline \end{array}$	$\begin{array}{r} \text{TENS} \quad \text{ONES} \\ 7 \quad 6 \\ -4 \quad 6 \\ \hline \end{array}$

**Q2 Add the following:**






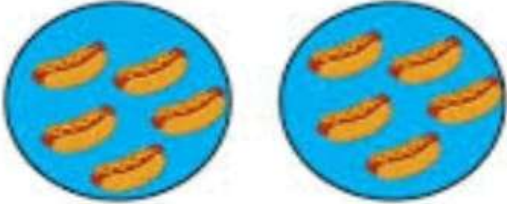
Addition problems presented in hippo-shaped boxes:

$\begin{array}{r} \text{H} \quad \text{T} \quad \text{O} \\ 5 \quad 6 \\ + 2 \quad 8 \\ \hline \end{array}$	$\begin{array}{r} \text{H} \quad \text{T} \quad \text{O} \\ 3 \quad 5 \\ + 4 \quad 8 \\ \hline \end{array}$	$\begin{array}{r} \text{H} \quad \text{T} \quad \text{O} \\ 4 \quad 8 \\ + 3 \quad 5 \\ \hline \end{array}$	$\begin{array}{r} \text{H} \quad \text{T} \quad \text{O} \\ 3 \quad 9 \\ + 3 \quad 7 \\ \hline \end{array}$	$\begin{array}{r} \text{H} \quad \text{T} \quad \text{O} \\ 4 \quad 7 \\ + 8 \quad 8 \\ \hline \end{array}$
$\begin{array}{r} \text{H} \quad \text{T} \quad \text{O} \\ 8 \quad 5 \\ + 9 \quad 7 \\ \hline \end{array}$	$\begin{array}{r} \text{H} \quad \text{T} \quad \text{O} \\ 7 \quad 6 \\ + 3 \quad 5 \\ \hline \end{array}$	$\begin{array}{r} \text{H} \quad \text{T} \quad \text{O} \\ 8 \quad 8 \\ + 7 \quad 5 \\ \hline \end{array}$	$\begin{array}{r} \text{H} \quad \text{T} \quad \text{O} \\ 7 \quad 9 \\ + 8 \quad 8 \\ \hline \end{array}$	$\begin{array}{r} \text{H} \quad \text{T} \quad \text{O} \\ 7 \quad 6 \\ + 7 \quad 5 \\ \hline \end{array}$

Q3 Fill in the blanks with multiplication facts:

## Multiplication (equal groups)

Fill in the blanks to describe the equal group models.

<p>example</p>  <p><u>3</u> groups of <u>3</u> <u>3</u> x <u>3</u> = <u>9</u></p>	 <p>___ groups of ___ ___ x ___ = ___</p>
 <p>___ groups of ___ ___ x ___ = ___</p>	 <p>___ groups of ___ ___ x ___ = ___</p>
 <p>___ groups of ___ ___ x ___ = ___</p>	 <p>___ groups of ___ ___ x ___ = ___</p>



**Q4 Fill in the missing number:**

- 4,6,8,\_\_,\_\_,\_\_
- 9,12,15,\_\_,\_\_,\_\_
- 32,34,36,\_\_,\_\_,\_\_

**Q5 Mr. dua went to the market and stop at a toy shop help him in calculating cost of various objects:**

(a) Watch and toy car = ₹  + ₹  = ₹

(b) Ball and Clown = ₹  + ₹  = ₹

(c) Watch and Teddy bear = ₹  + ₹  = ₹

(d) Ball and Balloons = ₹  + ₹  = ₹

Q-6

## Make the Bill

Gopal bought all toys from the top shelf of the toy shop and Sid bought all the toys from the bottom shelf. Can you make a bill for them ?

 Rs 10	 Rs 25	 Rs 30	 Rs 77
 Rs 60	 Rs 54	 Rs 40	 Rs 37

### Gopal's bill

Items	Amount
<input type="text"/>	<input type="text"/>
<input type="text"/>	<input type="text"/>
<input type="text"/>	<input type="text"/>
<input type="text"/>	<input type="text"/>
<input type="text"/>	<input type="text"/>
<b>Total</b>	<input type="text"/>

### Sid's bill

Items	Amount
<input type="text"/>	<input type="text"/>
<input type="text"/>	<input type="text"/>
<input type="text"/>	<input type="text"/>
<input type="text"/>	<input type="text"/>
<input type="text"/>	<input type="text"/>
<b>Total</b>	<input type="text"/>

Whose bill is more?



**Q7 Tick correct answers:**

1. When we subtract \_\_\_\_\_ from a number ,the answer is the number itself.

- a) 1    b) 0    c)2

2. When we subtract the same number from the given number ,the answer is:

- a) 0            b)1            c)3

3.  $11 - \underline{\quad} = 0$

- a)1            b)11            c)0

4.  $12 - 1 = \underline{\quad}$

- a)0            b)12            c)11

5.If the numbers can be added in any order ,the sum will be \_\_\_\_\_ in both the cases.

- a) different            b)same

6. When \_\_\_\_\_ is added to a number, the sum is the number itself.

- a)1            b)2            c)0

**Q8 Fill in the blanks:**

1. \_\_\_\_\_ 5 rupee coins make rupees twenty.

2. \_\_\_\_\_ 2 rupee coins make rupees ten.

3. \_\_\_\_\_ is the symbol of Indian currency.

4. Multiplication is repeated \_\_\_\_\_.

4. Symbol of multiplication is \_\_\_\_\_.

**SWAMI VIVEKANAND PUBLIC SCHOOL, YAMAUNA NAGAR**

**WORKSHEETS FOR HOLIDAYS' HOMEWORK**

**SESSION-2022-23**

**SUBJECT- ENGLISH**

**CLASS- II**

**Q1 Read the comprehension and answer the following questions:**

### **The Post Office**

This is a post office. We can send letters from here. The post man delivers letters. Julie is sending a letter to Sam. We can also buy stamps from the post office.



1. Where can we send the letters from?  
a. hospital    b. post office    c. bank
2. Who delivers the letters?  
a. a postman    b. a cobbler    c. a doctor
3. Who is sending a letter to Sam?  
a. Kate    b. Julie    c. Ben
4. What can we buy from the post office?  
a. shoes    b. bed    c. stamps

**Q2 Circle the common noun and underline the proper noun in the following sentences:**

1. Berlin is a beautiful city.
2. Shruti's mother picked her up from school.
3. Soma loves to eat oranges.
4. Rohit and Joy are going to the park.
5. Aruna loves chocolate.
6. Mr Shetty is a painter.
7. Nitin packed his clothes in a bag.

Q3

Circle the correct article (a / an / the) in each sentence:

1. John wanted to read a / an comic book.
2. The class went on a / an field trip.
3. He likes to read an / the short stories.
4. Lisa put a / an orange on her yogurt.
5. My mom likes making an / the cake from scratch.
6. The dog caught a / an stick.
7. I saw a / an otter at the zoo.
8. I quickly ate the / an cookies.
9. A / an oval is shaped like a / an egg.



Write the correct article (a / an / the) before each noun:

- |              |                   |
|--------------|-------------------|
| _____ igloo  | _____ bench       |
| _____ banana | _____ kitten      |
| _____ tree   | _____ soccer ball |
| _____ inch   | _____ owl         |
| _____ eagle  | _____ tiger       |

Q4 Creative Writing:

# All About My Mom

©LiteracyLearn.com

My mom's name is \_\_\_\_\_

She is \_\_\_\_\_ years old.  
Her hair color is \_\_\_\_\_  
Her eye color is \_\_\_\_\_

This is a drawing of my mom!

Her favorite color \_\_\_\_\_  
Her favorite food \_\_\_\_\_  
Her favorite place \_\_\_\_\_  
She laughs when \_\_\_\_\_  
She is really good at \_\_\_\_\_  
I love when she \_\_\_\_\_

She always says \_\_\_\_\_

**Q5 Look at the picture and complete the following sentences:**



happy    reading    park    playing    jumping    pulling

1. This is a scene of a \_\_\_\_\_.
2. The children are \_\_\_\_\_.
3. The girl is \_\_\_\_\_ a book.
4. One boy is \_\_\_\_\_ happily.
5. Another boy is \_\_\_\_\_ the cart.
6. Everybody is looking \_\_\_\_\_.

**Q6 Punctuate the following sentences:**

- a. where are you going
- b. stop don't run
- c. I am going to visit my friends ravi and maya
- d. my mother bought apples oranges plums and peaches for me

**SWAMI VIVEKANAND PUBLIC SCHOOL, YAMAUNA NAGAR**

**SESSION-2022-23**

**CLASS- II**

**Subject-English**

- Learn-Ch-1 & Poem from book and notebook.
- Grammar- Punctuation, One-Many, common & proper noun
- Writing-My Father or My Mother
- Revise all the Worksheets from myilestone app.

**English activity for:-**

- **Roll no.1 to 15-Nouns**



**Roll no.16 to 30 -Action words**



**Roll no.17 to 40- Opposites**





**Subject -Maths**

- Revise Ch -1,2,3 from book and notebook.
- Revise all the Work sheets from myilestone app.
- Maths activity for:-  
Roll no. 1 to 15 - Make project of number line.



**Roll no. 16 to 30 -Make any cartoon character using different cut out of shapes.**

Use cutouts of different shapes to create Mr. Mouse as shown below. Use a full page in your notebook. Count the number of circles you used.



**Roll no.31 to 40 -Make project to show the concept of heavy weight and light weight.**



**Subject- Environmental studies**

- Revise Ch-1,2 from book and notebook.
- Revise all the work sheets from myilestone app.
- EVS activity for:-  
Roll no. 1 to 10 – Make project to show different means of communication.



- Roll no. 11 to 20 – Make project to show Parts of plant showing different parts like roots ,stem, leaf etc.



- Roll no 21 to 30 – Make three different types of animal mask.



- Roll no 31 to 40- Make flying bird with the help of sheet & straw.



## विशय-हिंदी

- पाठ-1 व कविता का कार्य पाठ्यपुस्तक व कॉपी में से याद करें।
- व्याकरण- सयुक्त व्यंजन, नुक्ता वाले शब्द, नाम वाले शब्द, सबका नाम वाले शब्द
- सभी अभ्यास-पत्र myilestone app में से अभ्यास करें।
- **हिंदी के लिए गतिविधि:-**

रोल न.-1 से 10 -क्रिया



रोल न.-11 से 20 -उल्टे अर्थ वाले शब्द



रोल न.-21 से 30 -एक-अनेक शब्द



रोल न.-31 से 40-सबका नाम वाले शब्द (सर्वनाम)

