



SWAMI VIVEKANAND PUBLIC SCHOOL

HOLIDAY HOMEWORK

SESSION –(2024-25)

Summer vacation is starting today.....

The teachers are shouting “Hip, hip, hooray!”

Our dear principal grins from ear to ear.

And now runs down the hall shouting “Summer is here!”

The buses come early- they’re usually late.

The teachers say, Hurry up! Pack up! Don’t wait!

The school bell is ringing. There’s no time to chat.

The whole school is emptied in one second flat.

Everyone’s happy. Their spirits are flying.

Except for our parents.....they’re sulking and crying!

Name:.....

Class: I



HELLO!

Summers Break Duration 28th May to 1st July 2024.
School reopens on 2nd July.

Vacations are the most appropriate time for Kids to refresh and rejuvenate themselves, to be creative, to learn new skills and perform more enthusiastically.

Children have ample energy which should be channelized in the right direction to get the best out of them. The holidays' homework is designed, Keeping this in mind that it will build their confidence and new skills.

STAY HAPPY ,FIT AND AWESOME.

Guidelines for parents

- Watch your child's transformation with a smile of satisfaction.
- Nurture your child's interest – be it art, assignment or anything else.
- Teach them to keep away all the technology and get with them and enjoy "OUR FAMILY TIME". As we know "Family comes first" and a family that eats together.....smiles together.
- Train your child to become independent in his daily chores.
- Set time management to accomplish their tasks, even help your child to make the work better by opting good handwriting and making their work (projects) innovative.
- Inculcate the habit of reading habit to improve the vocabulary and speaking skills.
- Take print out of all the worksheet given in the Holidays' homework and do the work on it.

BONDS ARE STRENGTHENED WHEN REAL INCIDENTS AND EXPERIENCES ARE SHARED AS AN IMAGINARY TALE ,THIS ALSO RESULTS TO SHARE LIFE'S LESSONS. IT WILL REALLY HELP TO BUILD THEIR CONFIDENCE AND NEW SKILLS.



Read the following passage and
answer the questions :



*This is my little kitty.
How soft and white its fur is! Isn't it pretty?
The cat is on the box.
She saw a big rat and ran to catch it.
The kitty was too slow to catch the rat.*

Questions

1 - What color is the kitty ?

2 - What is the cat sitting on ?

3 - What did the cat see ?

4 - Did the kitty catch the rat ?


Articles

Q. Fill in the blanks with correct articles.

A	An
---	----

1.  ___ pot.


7.  ___ note.

2.  ___ gun.

8.  ___ cup.

3.  ___ elf.

9.  ___ donut.


4.  ___ ant.

10.  ___ can.

5.  ___ pan.

11.  ___ cap.

6.  ___ nose.

12.  ___ kite.

Maths worksheet

Write the numbers in blanks:

After

9	10
33	34
40	41

Between

28	30
41	43
37	39

Before

.....	8
.....	49
.....	31

After

12	13
28	29
46	47

Between

36	38
44	46
17	19

Before

.....	17
.....	26
.....	30

After

34	35
18	19
21	22

Between

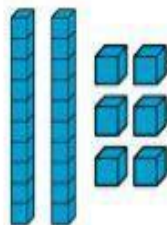
48	50
7	9
25	27

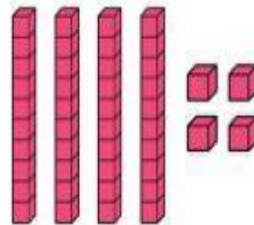
Before

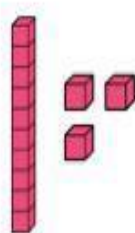
.....	11
.....	42
.....	38

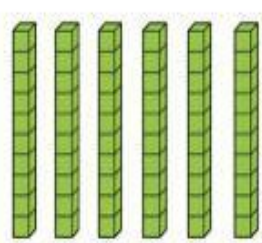
Place Value Practice

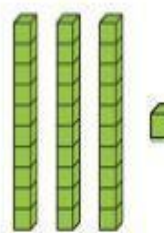
How Much?


 $=$

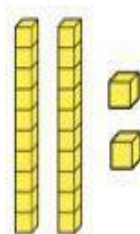
 $=$

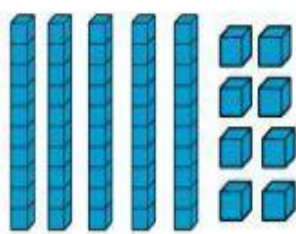
 $=$

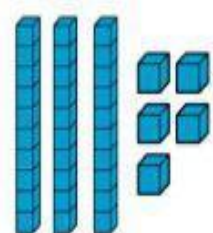
 $=$

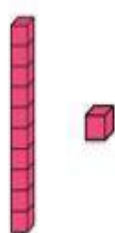
 $=$

 $=$

 $=$

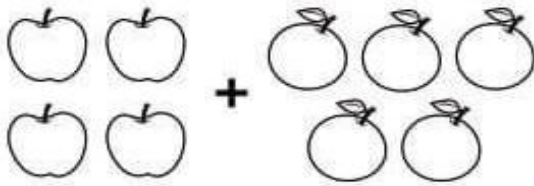
 $=$

 $=$


 $=$

Addition

Directions: Count the group and solve the addition problem.



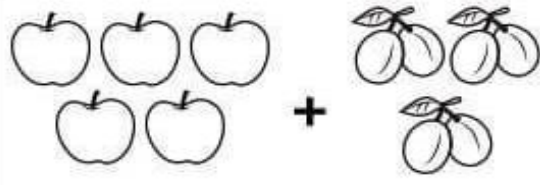
$$\square + \square = \underline{\quad}$$



$$\square + \square = \underline{\quad}$$



$$\square + \square = \underline{\quad}$$



$$\square + \square = \underline{\quad}$$

ADDITION Without Regrouping

$$\begin{array}{r} 16 \\ + 22 \\ \hline \end{array}$$

$$\begin{array}{r} 11 \\ + 82 \\ \hline \end{array}$$

$$\begin{array}{r} 14 \\ + 53 \\ \hline \end{array}$$

$$\begin{array}{r} 12 \\ + 34 \\ \hline \end{array}$$


$$\begin{array}{r} 44 \\ + 42 \\ \hline \end{array}$$

$$\begin{array}{r} 23 \\ + 52 \\ \hline \end{array}$$


$$\begin{array}{r} 37 \\ + 62 \\ \hline \end{array}$$

$$\begin{array}{r} 28 \\ + 61 \\ \hline \end{array}$$

There are 4 birds sitting on a tree. 2 more birds join them. How many birds are sitting on the tree now?



2 ducks are playing in a pond. 3 more ducks join them. How many ducks are there in all?



Hindi worksheet

चित्र देखकर वाक्य पूर्ण करो

यह एक _____ है।



यह एक _____ है।

यह एक _____ है।



यह एक _____ है।

यह एक _____ है।



यह एक _____ है।

मात्रा की यात्रा

ी की मात्रा सही स्थान पर लगाओ।

न...ला	मछल..
प...ला	खाल...
ल...ला	ताल...
दाद..	ज...त
नान...	जलेब...
पान...	म...रा
रान...	न...म
चाब...	व...र

‘उ’ और ‘ऊ’ मात्रा के शब्द छोटकर खाली स्थान भरीए :


गुलाब आलू गुड़िया फूल कुरसी भालू
सूरज कछुआ कबूतर बटुआ

‘उ’ मात्रा के शब्द

‘ऊ’ मात्रा के शब्द

चित्र व्याख्या (Picture Explanation)

चित्र देखकर खाली स्थान और रंग भरिये
Look at the picture and fill in the blanks and color it



घास दूध ताकत सींग चार

१. गाय हमें _____ देती है।
२. गाय का दूध शरीर को _____ देता है।
३. गाय _____ खाती है।
४. गाय के दो _____ होते हैं।

My Body

Write the words from the box that matches the correct action for each body part.

listen touch see taste smell

We _____ with our



We _____ with our



We _____ with our



We _____ with our



We _____ with our



ROOMS IN THE HOUSE

L _ _ V _ _ N _ _
R _ _ _ M



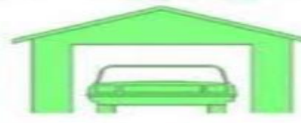
BE _ _ R _ _ _ M



K _ _ _ C _ _ N



G _ _ R A _ _ _



D _ _ N _ _ N _ _
R _ _ _ M



T _ _ R R _ _ _ E



BA _ _ HR _ _ _ M



G _ _ R _ _ E _ _





MY FAMILY



mom
sister

grandpa
brother

dad
grandma

Who's this?



This is my _____



This is my _____



This is my _____



This is my _____



This is my _____



This is my _____

Our Neighbourhood

The people who live in an area or in the places , are called our neighbourhood.

Write down the names of our neighbourhood in the given box.



clue box

school market hospital
police station park bank

1. Look at the pictures carefully and select the correct answers (Click on the correct answer)



NATURAL

MACHINE



NATURAL

MACHINE



NATURAL

MACHINE



NATURAL

MACHINE



NATURAL

MACHINE



NATURAL

MACHINE



NATURAL

MACHINE



NATURAL

MACHINE



NATURAL

MACHINE

Computer : A Machine

Tick (✓) the correct answer.

1. Computer is a _____.

(a) machine (b) furniture (c) animal

2. Computer works very _____.

(a) slow (b) fast (c) very slow

3. Machines _____ our time.

(a) waste (b) save (c) none of these

4. Which of the following is a machine used to keep things cool?

(a)  (b)  (c) 

5. Which of the following is a computer?

(a)  (b)  (c) 

6. Which of the following machine is found inside the house?

(a)  (b)  (c) 

Holidays' Homework

Note:-learn all the syllabus done in books and notebooks along with work given below.

English:-

- 1) Make a thin handwriting practice note book write one page daily in it for practice.
- 2).Make a card for your father and gift it your father on father's day i.e on 16 June.
- 3).Read any one page of English daily.

***Do all these activities according to your roll number on A4 sheet.**

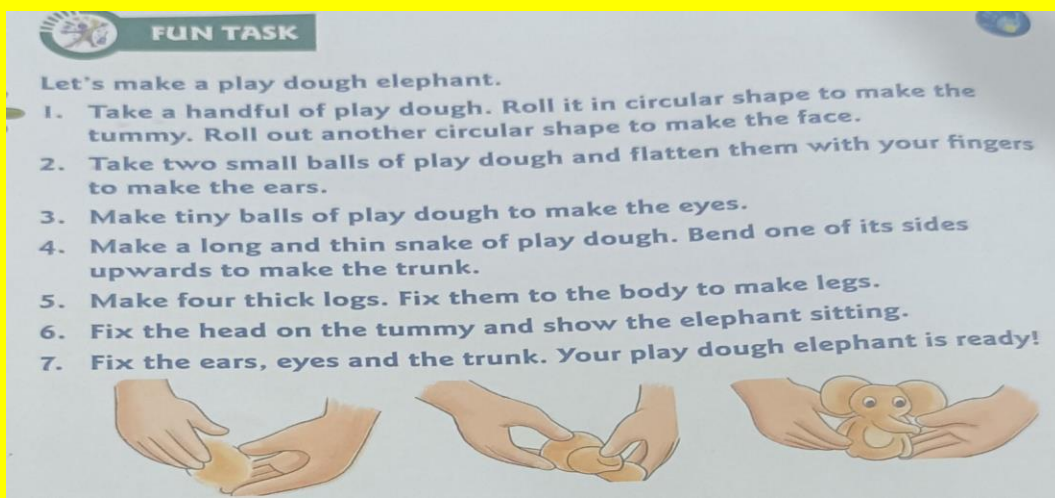
- 1)Rollno 1 to 9 Write a poem on A4 sheet given on pg no 77 in Part A book.
- 2)Rollno 10 to 18 Make a sheet on noun on A4 size sheet.
- 3) Rollno 19 to 27 Make a sheet on one or many on A4 sheet.
- 4)Rollno 28 to 35 Do activity on A/An on A4 sheet

E.V.S

Do all the activities according to your roll number on A4 sheet.

- Rollno 1 to 9- Paste pictures of parts of body with their names on A4 sheet.
- Rollno 10 to 18 -Draw and colour 5-5 food items that you get from plants and animals on A4 sheet.
- Rollno 19 to 27- Draw types of plants (herbs ,shrubs creepers and climbers) on A4 sheet)
- Roll no 28 to 35- Draw means of transport on A4 Sheet.

EVS PROJECT WORK :-



FUN TASK

Let's make a play dough elephant.

1. Take a handful of play dough. Roll it in circular shape to make the tummy. Roll out another circular shape to make the face.
2. Take two small balls of play dough and flatten them with your fingers to make the ears.
3. Make tiny balls of play dough to make the eyes.
4. Make a long and thin snake of play dough. Bend one of its sides upwards to make the trunk.
5. Make four thick logs. Fix them to the body to make legs.
6. Fix the head on the tummy and show the elephant sitting.
7. Fix the ears, eyes and the trunk. Your play dough elephant is ready!

Maths

Do these activities according to the given roll numbers .

- Roll no.1 to 9 - Create objects with the cut out shapes in A4 sheet.
- Roll no.10 to 18 - collect some leaves and arrange them in different patterns and paste in the A4 sheet.
- Roll no.19 to 27 - Collect different types of wrappers and paste it and mention the price of the product in the A4 sheet.
- Roll no.28 to 35 - Make a sheet on increasing order or decreasing order.

Maths Project work

Roll no.1 to 35 (Project work) Make an abacus with the help of an empty box, sticks and beads of different colours.

Hindi

एक कॉपी लेकर उसमें एक पेज सुलेख का रोज लिखो।

प्रतिदिन एक मात्रा का अभ्यास करें।

- रोल नंबर 1-9 आ से ऊ तक की मात्राओं से संबंधित चित्रों का एक कोलाज बनाओ।
- रोल नंबर 10 - 18 फलो और सब्जियों के चित्र चिपका कर उनके महत्व पर पांच वाक्य लिखो।
- रोल नंबर 19- 27 पानी बचाओ का स्लोगन लिखो।
- रोल नंबर 28 - 35 पेड़ों से मिलने वाली वस्तुओं का कोलाज बनाओ।

यह सभी कार्य A4 सीट पर करो

Art & Craft

- Make a cycle with coffee cup (Roll no 1 to 15)
- Make a pen stand of any animal shape . (Roll no. 15- onwards)