



**SWAMI VIVEKANAND PUBLIC SCHOOL,
THAPAR COLONY
(SESSION-2023-24)**



CLASS- NURSERY



**Have an
awesome
Summer!**

The summer vacation shall begin from 29th May 2023 and will reopen on 5th July . Parents can download the homework from E-care app.

The Holidays' homework given to the students is targeted (aimed) to make them enjoy and learn simultaneously.

Parents can help their child in doing the work, but main purpose is to groom their overall development and make them practice to do self-study and Keep updated with their syllabus.

The long summer break is a time to cherish , celebrate and renew lost habits and bonds.

Regular encouragement, love and extra care will create beautiful memories in your child's mind about the vacation.

STAY HAPPY ,FIT AND AWESOME.


Some Holiday Mantras can be followed:-

- ❖ **Keep a smile on your face and watch your child's transformation .Teach him by embracing every hour, during the day and at night. Without looking forward to the reason to show your love to him. "JUST DO IT."**
- ❖ **Talk to your child openly, understand the situation and reason. When the child see that his thoughts are reciprocated and understood. He/She learns to share and open up without hesitation.**
- ❖ **Teach them to keep away all the technology and get with them and enjoy "OUR FAMILY TIME".**
As we Know "Family comes first" and a family that eats together.....smiles together.
- ❖ **Set time management to accomplish their tasks , even help your child to make the work better by opting good handwriting and making their work (projects) innovative.**
- ❖ **Inculcate the habit of reading newspaper, short story book or any Mythological book.**

BONDS ARE STRENGTHENED WHEN REAL INCIDENTS AND EXPERIENCES ARE SHARED AS A IMAGINARY TALE ,THIS ALSO RESULTS TO SHARE LIFE'S LESSONS.

SUBJECT- ENGLISH

Colour all the things that start with the letter "A"



Letters Tracing (A - E)

A A A A A


B B B B B

C C C C C

D D D D D

E E E E E

Colour the objects that contain letter B.




Subject- Maths


Trace the Numbers

1	1	1	1	
2	2	2	2	
3	3	3	3	
4	4	4	4	
5	5	5	5	





Trace and colour the Shape of house



Count the shapes and colour the graph



Count the shapes. Color the graph

Color the pictures yellow



Star



Banana



Sun




Quince




Chick

Trace the Fruit and colour it:-



Colour by number fruits



1.green





3.yellow

2. orange

4.red

5.violet

Oral Work

Maths : Recognition of numbers (1-5), Recognition of shapes Circle  Square  ,
Rectangle  , Triangle 

English (Oral): Recognition of letters (A-E)

Rhymes : My Dear Crayons, ABCD song, I see colours

G.K (Oral) Q/Ans:-

1. What is your name ?

Ans:- My name is

2. Who are you ?

Ans:- I am a boy/girl.

3. How old are you ?

Ans:- I am 3 years old.

4. In which school do you study?

Ans: I study in Swami Vivekanand Public School

5. Where do you live ?

Ans: I live in Yamuna Nagar.

ACTIVITIES

Do these activities according to the given Roll numbers.

- Make a chart of BODY PARTS and lable it properly.
(Roll no- 1 to 4)
- Make a presentable chart of FAMILY TREE Paste the photos of your family members and lable their names also.
(Roll no- 5 to 8)
- Make a chart of ANIMALS and lable their name clearly.
(Roll no- 9 to 12)
- Make a presentable NUMBERS CHART 1 to 20.(Roll no- 13 to 16)
- Make a presentable ALPHABET CHART A to Z.(Roll no- 17, 18)

Parents you can take ideas
from Youtube or Google to
make your charts
presentable.