



**SWAMI VIVEKANAND PUBLIC SCHOOL,  
THAPAR COLONY  
(SESSION-2023-24)**

**Summertime, Summertime,  
Let's go out and play.  
Time for fun, and lots of sun.  
I love these kind of days.  
Summertime , Summertime,  
Swimming to stay cool.  
Pillow fights, and late night bites.  
An awesome break from School !**

**CLASS - I**





The summer vacation shall begin from 29<sup>th</sup> May 2023 and will reopen on 4<sup>th</sup> July .  
Parents can download the homework from E-care app.

The Holidays' homework given to the students is targeted (aimed) to make them enjoy and learn simultaneously.

Parents can help their child in doing the work, but main purpose is to groom their overall development and make them practice to do self-study and Keep updated with their syllabus.

The long summer break is a time to cherish , celebrate and renew lost habits and bonds.

Regular encouragement, love and extra care will create beautiful memories in your child's mind about the vacation.

**STAY HAPPY ,FIT AND AWESOME.**

**Some Holiday Mantras can be followed:-**

- ❖ **Keep a smile on your face and watch your child's transformation .Teach him by embracing every hour, during the day and at night. Without looking forward to the reason to show your love to him. "JUST DO IT."**
- ❖ **Talk to your child openly, understand the situation and reason. When the child see that his thoughts are reciprocated and understood. He/She learns to share and open up without hesitation.**
- ❖ **Teach them to keep away all the technology and get with them and enjoy "OUR FAMILY TIME".**  
**As we Know "Family comes first" and a family that eats together.....smiles together.**
- ❖ **Set time management to accomplish their tasks , even help your child to make the work better by opting good handwriting and making their work (projects) innovative.**
- ❖ **Inculcate the habit of reading newspaper, short story book or any Mythological book.**

**BONDS ARE STRENGTHENED WHEN REAL INCIDENTS AND EXPERIENCES ARE SHARED AS A IMAGINARY TALE ,THIS ALSO RESULTS TO SHARE LIFE'S LESSONS.**

**Swami Vivekanand Public School, Thapar Colony**  
**English Worksheets**

beach      ball      lemonade  
sandcastle      swim      shells

**My summer holidays**

Hello! My name is Sam.



I like to go to the \_\_\_\_\_ in summer.

I \_\_\_\_\_ in the sea and make a \_\_\_\_\_.

I look for \_\_\_\_\_ and throw a \_\_\_\_\_ at  
the beach. I drink \_\_\_\_\_ and eat an  
ice cream. I like my summer holidays!



# Swami Vivekanand Public School, Thapar Colony

Read the passage below carefully.  
Use the suitable word to replace each picture.

Last weekend, I went to the beach with my family. My father wore his \_\_\_\_\_  
 because it was sunny and hot. We sat on the \_\_\_\_\_  and ate \_\_\_\_\_ . Then, I put on my \_\_\_\_\_  and went swimming. My sister built a sandcastle using the \_\_\_\_\_ . My brother played \_\_\_\_\_ . It was really fun!

sand toys  
sandwiches

sunglasses  
swimming costume

mat  
ball

Circle the nouns (10 of them!)

brother	run	chairs	flowers	sit
garden	piano	green	Sarah	fast
sad	cat	pizza	friend	table

Complete the sentences using nouns from above.

1. This is my \_\_\_\_\_. Her name is \_\_\_\_\_.
2. I like to eat \_\_\_\_\_.
3. My pet is a \_\_\_\_\_.
4. I play the \_\_\_\_\_.
5. There are four \_\_\_\_\_ at our \_\_\_\_\_.
6. The \_\_\_\_\_ smell so good in the \_\_\_\_\_.



# The plural of nouns

LEAVES - MAN - BOX - PENCILS - CHILDREN  
TOMATO - CHERRIES - MEN - FOOT - MICE - KEY  
CHERRY - LEAF - PENCIL - CHILD - FEET - MOUSE  
TOMATOES - KEYS - BOXES

Write the names in the boxes:



# Swami Vivekanand Public School, Thapar Colony

## E.V.S worksheets

**Summer**

1. sun
2. hat
3. bucket
4. ice cream
5. surfboard
6. sunglasses
7. ice
8. sand castle
9. umbrella
10. ball
11. beach
12. wave
13. sand
14. towel

## Practice Daily!!!

Use these phrases in day to day life: -

- Good Morning!
- How are you?
- I am fine, thank you.
- May I come in?
- May I go to the washroom?
- May I wash my hands?
- May I drink water?
- May I have my lunch?
- Thank you.
- You are welcome




Be a good and responsible child and do the following:

- Help your parents at home by putting your things in place .
- Listen to your elders .
- Avoid playing in the sun .
- Drink plenty of fluids like water, juice etc .

# Swami Vivekanand Public School, Thapar Colony




## Circle the healthy foods









## Choose the correct answer




**<** I have a pet




• Choose the correct answer.




1. I have a fish. →   

2. I have a cat. →   

3. I have a turtle. →   

4. I have a rabbit. →   

5. I have a dog. →   

6. I have a bird. →   

More like this **>**

# Swami Vivekanand Public School, Thapar Colony

## Hindi Worksheets

प्रश्न ई की मात्रा लगाकर शब्दों को ठीक कीजिए।

कट	राख
हरा	चख
थाल	चखर
दाद	बस
नत	बकर

प्रश्न ऊ की मात्रा लगाकर शब्द पूरे कीजिए।

भाल ..... झला ..... चरन.....

तफान ..... मजदर .....

प्रश्न पांच वाहनों के नाम लिखो।

क \_\_\_\_\_ ख \_\_\_\_\_ ग \_\_\_\_\_

घ \_\_\_\_\_ ङ \_\_\_\_\_

प्रश्न नीचे दी गई चीजों के तीन-तीन नाम लिखिए

<p>फल</p> 	<p>फूल</p> 
<p>सब्जियां</p> 	<p>अनाज</p> 



## Swami Vivekanand Public School, Thapar Colony

प्रश्न 7 मटके में रखें इ और ई मात्रा वाले शब्द मिलजुल गए हैं इस और ई मात्रा वाले शब्दों को अलग-अलग मटके में रखें।

1. तकिया  
1. बकरी 2. टिकट  
3. हिसाब  
4. छिलका 2. मछली  
3. शीशी  
4. पीतल 5. विमान  
5. कीमत

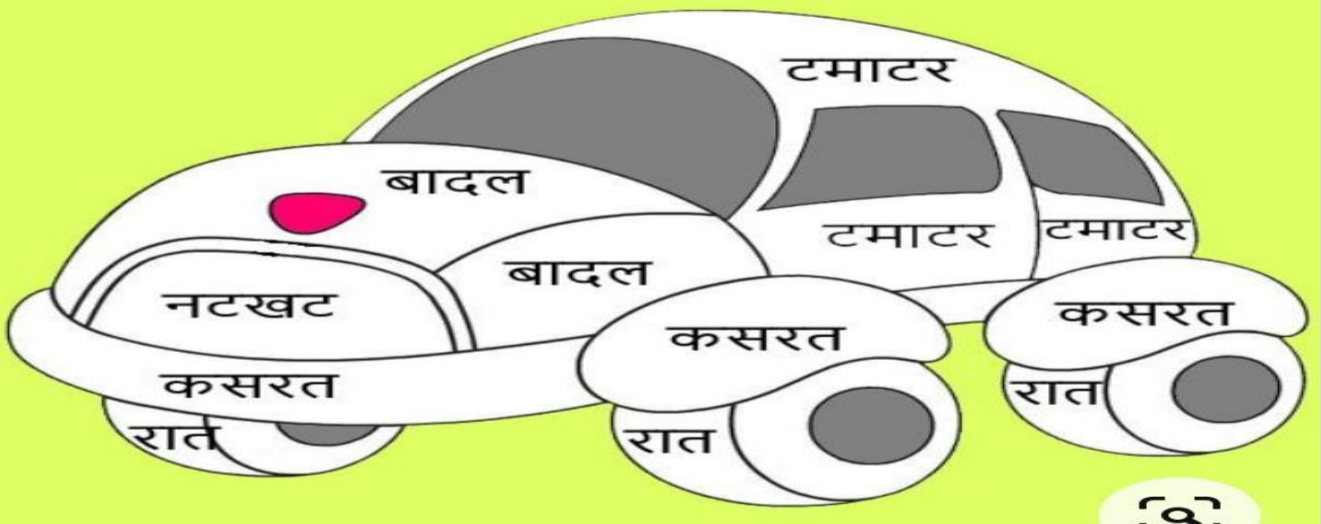
ि इ  
1  
2 3  
4 5

ी ई  
1  
2 3  
4 5

प्रश्न 8

### शब्दों को रंगों से बदले ।

1. टमाटर - लाल ( Red )
2. कसरत - पीला ( Yellow )
3. नटखट - हरा ( Green )
4. बादल - नीला ( Blue )
5. रात - ( Black ) काला



## Swami Vivekanand Public School, Thapar Colony

प्रश्न 9 चित्र देख भर दिए गए शब्दों की सहायता से खाली स्थान भरो।



बिल्ली

लड़के

लकड़ी

लड़कियाँ

बतख

मछली

1. चित्र में तीन  और दो  हैं।
2. एक पहनी लड़की  पर बैठी है।
3. एक लड़का  पकड़ रहा है।
4. एक लड़का और लड़की  के साथ खेल रहे हैं।
5.  अपने तीन बच्चों के साथ तैर रही है।

# Swami Vivekanand Public School, Thapar Colony

## Maths Worksheets

Q: 1 colour the shapes according to given colours

### Before, After and Between

Fill in the boxes

Before	Between	After
	16	
29		31
50		52
	78	

Complete the following with numericals.

- i .....comes just before 7
- ii .....comes between 10 and 12
- iii .....comes just after 6
- iv .....comes just before 1
- v .....comes between 15 and 17
- vi .....comes just after 19
- vii .....comes just after 2
- viii .....comes just before 11

Q:2 Addition



Name: \_\_\_\_\_

## Addition to 20

Answer the addition questions.

$12 + 6 = \square$

$10 + 3 = \square$

$13 + 7 = \square$

$11 + 2 = \square$

$15 + 4 = \square$

$12 + 3 = \square$

$10 + 1 = \square$

$14 + 4 = \square$

$16 + 3 = \square$

$10 + 8 = \square$

$18 + 1 = \square$

$10 + 10 = \square$

Q:3

Count the number of objects and fill in the blanks.

1)



How many more flowers than leaves? \_\_\_\_\_

How many flowers? \_\_\_\_\_

Are the number of leaves and flowers equal? \_\_\_\_\_

2)



How many apples? \_\_\_\_\_

How many less mangoes than apples? \_\_\_\_\_

Are the number of mangoes and apples equal? \_\_\_\_\_

3)



How many ladybugs? \_\_\_\_\_

How many more ladybugs than butterflies? \_\_\_\_\_

How many butterflies? \_\_\_\_\_

Q:4



### COMPARING NUMBERS

Name \_\_\_\_\_

Score \_\_\_\_\_

CN:25

Count the shapes and compare them using the correct symbol (>, < and =).

1)



2)



3)



4)



5)



## Holidays'sHomework

Note: learn all the syllabus done in books and notebooks along with work given below

### English:-

1.) Make a thin hand writing practice book.

Write one page daily in it for practice

2.) Make a card for your father and gift it to your father on father's day i.e on 19/06/2023

3.) Read any one page of English daily.

\*Do all these activities according to your roll number in A4 sheet.

1) Roll number 1 to 7- Cut the different words from the newspaper or magazines and paste those words in A4 sheet.

2) Roll number 8 to 14- Make a chart on Noun.

3) Roll number 14 to 21- Make life cycle of butterfly on A4 sheet.

(4) Roll number 22 to 28- Make a question words in scrap book

### ENGLISH PROJECT WORK

Make a wall hanging on magic words



**E. V. S**-Revise all the syllabus done in books and notebook.

\*Do all these activities according to your roll number in A4 sheet.

(1) Roll number 1 to 7- Paste pictures of Parts of body with their names in scrap book

(2) Roll number 8 to 14- Draw and colour five food items you get from plants on A4 sheet.

(3) Roll number 14 to 21- Make finger puppets, draw the faces of your family members on these puppets and write their names. Wear them on your fingers.

Show each one by one and say few things about that person

(4) Roll number 22 to 28 Draw means of transport

### EVS PROJECT WORK



Changing Weather Picture

Make this activity on chart paper

## Maths-

Revise all the work done in books and notebooks.

Roll no.1 to 29 - Cut out the 2D and 3D shapes from the newspapers or old books and paste in your scrapbook.

1 to 29 Collect the different types of wrappers and paste it and mention the price of the product in your scrapbook.

1 to 29 - Make a pattern using colours, leaves, lady finger etc.in your scrapbook.

1 to 29 - (Project work) Make a Photo frame with the different shapes.

## हिंदी-

रोल नंबर 1से 29 पांच जानवरों के चित्र लगाकर उनके बारे में तीन तीन वाक्य लिखो।

1 से 29 मात्राओं से संबंधित चित्रों का एक कोलाज बनाओ।

1 से 29 पेड़ों से मिलने वाली वस्तुओं का कोलाज बनाओ।

1से 29 कागज का मुर्गा बनाकर अपनी स्क्रेपबुक में चिपकाए।

↑ यह सभी कार्य स्क्रेप नोटबुक पर करो।

1से 29 (Project work) पेपर प्लेट तथा लाल व पीले रंग के कागज को काटकर सूरज बनाएं।

1से 29 'अगर पेड़ भी चलते होते' कविता याद करो तथा पेड़ बचाओ का पोस्टर बनाएं।(Project work)

Art and craft - make a best thing using waste material.

Art and craft-Make paper bag.



## Computer : Learn and Read Ch-1,2

(1)Roll number 1 to 7-Paste pictures of Parts of Computer with their names on Chart Paper

(2)Roll number 8 to 14- Draw or Paste Natural things and Man made things on Chart Paper

(3)Roll number 14 to 21-Make a Collage of Uses of computer at different places

(4)Roll number 22 to 28 Draw a Computer System and label it on chart paper