



**SWAMI VIVEKANAND PUBLIC SCHOOL,
THAPAR COLONY
(SESSION-2023-24)**

**Summertime, Summertime,
Let's go out and play.
Time for fun, and lots of sun.
I love these kind of days.
Summertime , Summertime,
Swimming to stay cool.
Pillow fights, and late night bites.
An awesome break from School !**

CLASS -III





The summer vacation shall begin from 29th May 2023 and will reopen on 4th July . Parents can download the homework from E-care app.

The Holidays' homework given to the students is targeted (aimed) to make them enjoy and learn simultaneously.

Parents can help their child in doing the work, but main purpose is to groom their overall development and make them practice to do self-study and Keep updated with their syllabus.

The long summer break is a time to cherish , celebrate and renew lost habits and bonds.

Regular encouragement, love and extra care will create beautiful memories in your child's mind about the vacation.

STAY HAPPY ,FIT AND AWESOME.

Some Holiday Mantras can be followed:-

- ❖ **Keep a smile on your face and watch your child's transformation .Teach him by embracing every hour, during the day and at night. Without looking forward to the reason to show your love to him. "JUST DO IT."**
- ❖ **Talk to your child openly, understand the situation and reason. When the child see that his thoughts are reciprocated and understood. He/She learns to share and open up without hesitation.**
- ❖ **Teach them to keep away all the technology and get with them and enjoy "OUR FAMILY TIME".**
As we Know "Family comes first" and a family that eats together.....smiles together.
- ❖ **Set time management to accomplish their tasks , even help your child to make the work better by opting good handwriting and making their work (projects) innovative.**
- ❖ **Inculcate the habit of reading newspaper, short story book or any Mythological book.**

BONDS ARE STRENGTHENED WHEN REAL INCIDENTS AND EXPERIENCES ARE SHARED AS A IMAGINARY TALE ,THIS ALSO RESULTS TO SHARE LIFE'S LESSONS.

Swami Vivekanand Public School, Thapar Colony

Subject- English

English

- Do the work given in assignment sheets neatly and properly.
- Read the chapters 1 to 7 carefully, take out the words from each chapter. Arrange them alphabetically and make the Dictionary as told in class. (Make it presentable)
- Do Listening Skill activity of Chapter 1 to 6 from the OXFORD APP(My bag)
- Read Chapter 1 to 4 from Literature Reader book for Comprehension Questions.
- Revise full syllabus done till date properly.

Work Sheet

A. Write the correct plurals for:

- i) gas ii) church iii) berry
iv) bush v) city vi) fly

B. Fill in the blanks with the Collective nouns:

- i) A _____ of thieves robbed the man.
ii) The ____ of birds was sitting on the tree.
iii) A ____ of crows was in the courtyard.
iv) I saw the ____ of musicians playing their instruments.
v) The ____ of people was seen in the ground.

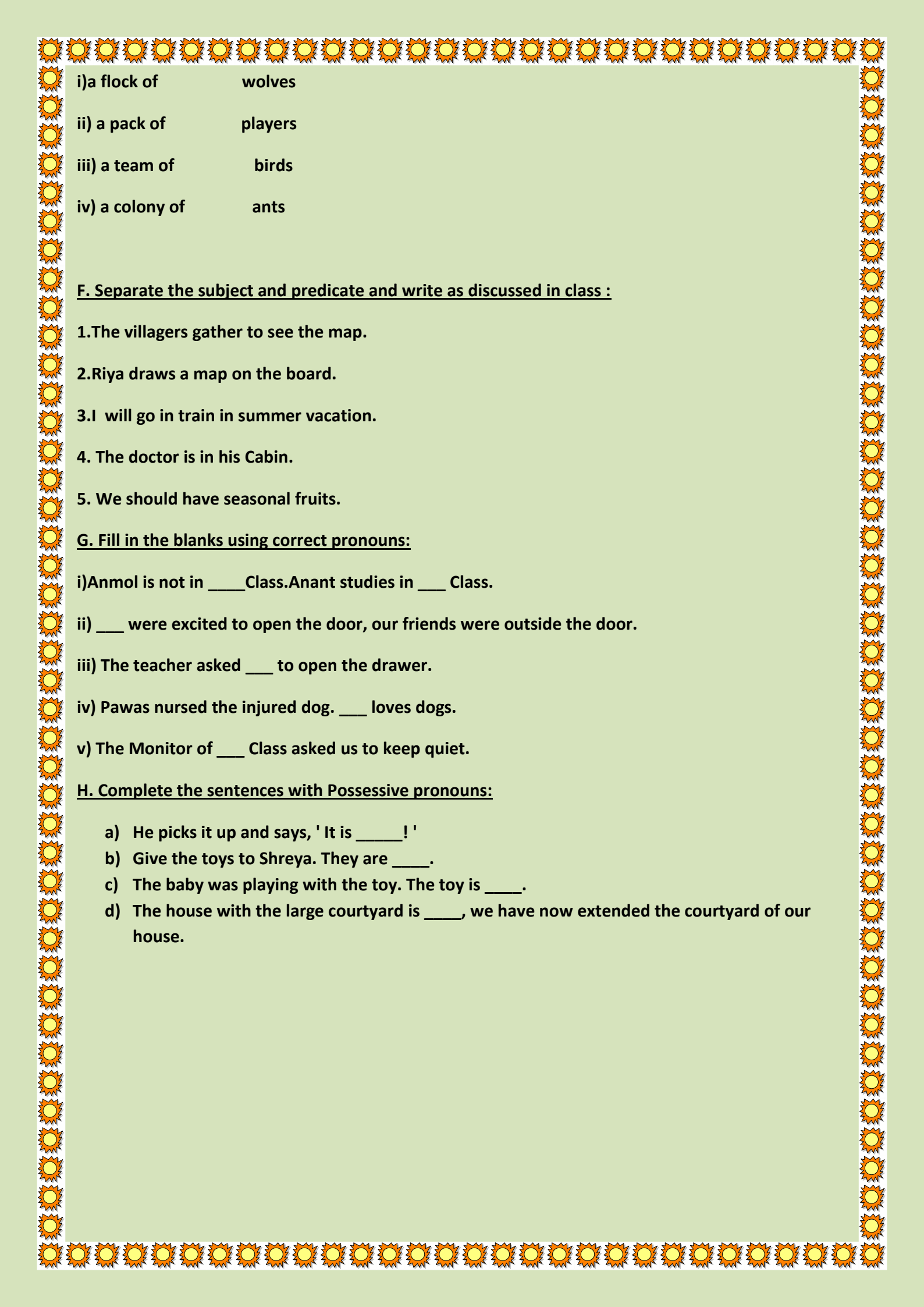
C. Write the types of noun next to the word after writing the words: [Common noun, Proper noun, Collective noun]

DIPU	BURGER	MOUNTAIN	ARMY	DISH	WATCH
LONDON	GIRL	COPY	BUSHES	MADHUR	LION
CROWD	GANG	FLOCK	TOMATOES	SINGAPORE	BRUSHES
RIVER GANGA	LEAVES				

D. Write the meanings of given IDIOMS with the help of DICTIONARY and make the sentence of the Idiom:

- a song in his heart
- every cloud has a silver lining
- a far cry from
- crying over spilt milk
- a piece of cake

E. Match the Collective nouns to the Common nouns:

- 
- i) a flock of wolves
ii) a pack of players
iii) a team of birds
iv) a colony of ants

F. Separate the subject and predicate and write as discussed in class :

1. The villagers gather to see the map.
2. Riya draws a map on the board.
3. I will go in train in summer vacation.
4. The doctor is in his Cabin.
5. We should have seasonal fruits.

G. Fill in the blanks using correct pronouns:

- i) Anmol is not in ____ Class. Anant studies in ____ Class.
- ii) ____ were excited to open the door, our friends were outside the door.
- iii) The teacher asked ____ to open the drawer.
- iv) Pawas nursed the injured dog. ____ loves dogs.
- v) The Monitor of ____ Class asked us to keep quiet.

H. Complete the sentences with Possessive pronouns:

- a) He picks it up and says, ' It is _____! '
- b) Give the toys to Shreya. They are _____.
- c) The baby was playing with the toy. The toy is _____.
- d) The house with the large courtyard is _____, we have now extended the courtyard of our house.

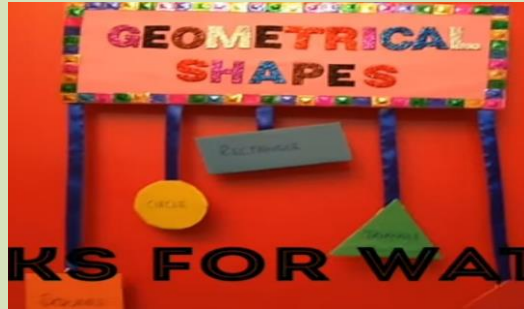
Swami Vivekanand Public School, Thapar Colony

Subject- Maths

Maths

Do the given worksheet neat and properly.





- Make the charts and model according to the Roll no.assigned:
i) Make 2 D shapes model by using cardboard and paper. (Roll no. 1 to 10)



- ii) Make 3D shapes model by using paper. (Roll no. 11 to 20)



- iii) Make a place value chart representing ones, tens, hundred and thousands (Roll no. 21 to 30)

Thousands	Hundreds	Tens	Units/Ones
Cube	Flat	Rod	Unit
			
1000	100	10	1

- iv) Make a peacock, national bird by using paper folding and matchsticks (Roll no. 31 to 35)



- Revise the full syllabus till done (Ch- 1 to 4)
- Do the Interactivity skill from Oxford app. (Ch : 1 to 4)

Maths Worksheet

Q1. Write the number names for the following:

i)89

ii)106

iii)749

iv)9899

v) 4840

Q2. Ring the number in which the place value of:

i)5 is 5000 7250 5719 2543 4315

ii)8 is 8000 8214 7836 4958 3680

iii)3 is 30 2403 3217 2316 7938

iv)4 is 4 7246 5104 4837 9436

Q3.i)Arrange in ascending order:

a) 8163,6318,3816,1638

b) 7156,1765,5671,6571

ii)Arrange in descending order:

a) 2501,4019,9521,5201

b) 1936,6319,9631,3169

Q4. Write the largest and smallest 4- digit number by using the given digits:

i) 6,7,3,5 _____ , _____

ii) 8,0,2,4 _____ , _____

iii) 1,9,6,8 _____ , _____

Q5. Write in columns and add:

i)736+421

ii)834+525

iii) 4307+2152

iv) 6320+1547

Q6. Write in columns and subtract:






i)350-241

ii)800-361

iii) 4138-2510

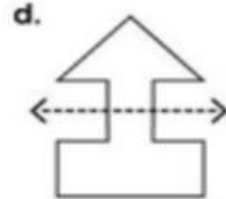
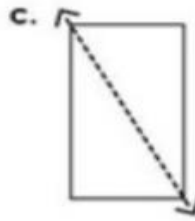
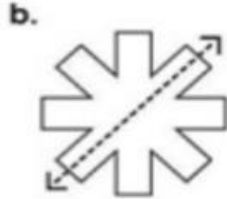
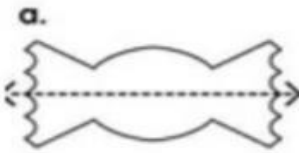
iv) 7320 - 4520

Q7. Write the name of the given shapes with their faces , edges and vertices :

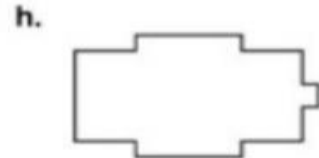

1.		←-----→	Faces <input type="text"/>	Edges <input type="text"/>	Vertices <input type="text"/>
2.		←-----→	Faces <input type="text"/>	Edges <input type="text"/>	Vertices <input type="text"/>
3.		←-----→	Faces <input type="text"/>	Edges <input type="text"/>	Vertices <input type="text"/>
4.		←-----→	Faces <input type="text"/>	Edges <input type="text"/>	Vertices <input type="text"/>
5.		←-----→	Faces <input type="text"/>	Edges <input type="text"/>	Vertices <input type="text"/>

Q8.

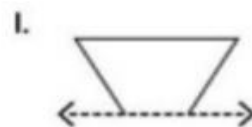


Tell whether the dotted line on each shape represents a line of symmetry. Write yes or no.



Draw a line of symmetry on each shape.



Draw the second half of each symmetrical shape.



Swami Vivekanand Public School, Thapar Colony

Subject- Hindi

1. पाठ -1,2,3,4 पढ़ें और प्रत्येक पाठ से

से 10-10 कठिन शब्द ढूंढकर उनके अर्थ लिखो ।

2. पाठ- 1,2,3,4 से संबंधित कार्य कार्य पुस्तिका और पाठमाला में से याद करें।

3. संज्ञा और उसके भेद से संबंधित 3D मॉडल बनाएं।(roll no. 1-12)

4. भारत के विभिन्न प्रांतों में बोली जाने वाली भाषाएं A4 शीट पर लिखे और प्रांतों का नाम भी लिखे। (Roll no. 13-24)

5. A4 शीट पर स्वच्छ भारत अभियान का पोस्टर बनाएं। (Roll no. 25-last)

6. द्वितीय और संयुक्त व्यंजन का प्रयोग करते हुए 4-4 शब्द बनाइए।

7. दिए गए शब्दों में 'र' का सही रूप प्रयोग करके लिखिए:-

वषा, वत, समुद, कम, टक, हम, चम, काय

8. रेखांकित शब्दों के लिए एक शब्द लिखकर वाक्य दोबारा लिखिए:-

क) विनय और सुरेश साथ में पढ़ते हैं।

ख) नीम छाया देने वाला वृक्ष है ।

ग) मनीष कहानी लिखता है ।

घ) सुनंदा बहुत बोलती है।

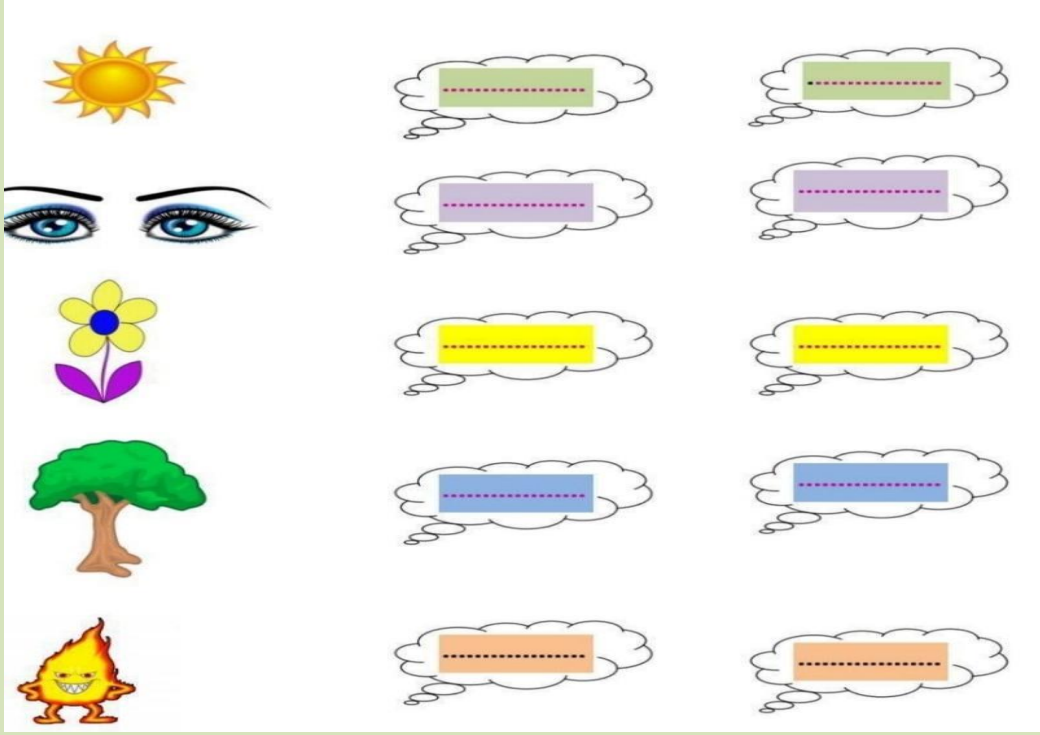
ङ) वरुण ईश्वर में विश्वास नहीं रखता है।

च) राधा मीठा बोलती है।

छ) राम शहर में रहता है।

ज) सुमन मिट्टी के बर्तन बनाने में माहिर है।

9. चित्र पहचानकर दो - दो पर्यायवाची शब्द लिखो।



10.

पंक्तियों में से संज्ञा शब्द छाँटिए-

एक बार एक बूढ़ा किसान था। उसके चार पुत्र थे। एक-दूसरे से सदैव झगड़ते थे। उसने उन्हें नहीं झगड़ने की सलाह दी, किन्तु सब व्यर्थ। एक दिन वह किसान बहुत बीमार हो गया। उसने अपने पुत्रों को बुलाया। उसने उन्हें लकड़ियों का एक बंडल दिया। उसने उनसे इसे तोड़ने को कहा। कोई भी इसे नहीं तोड़ सका। उसने इस बंडल को खोलने को कहा। फिर किसान ने अपने लड़कों को लकड़ियाँ तोड़ने को कहा। उन्होंने एक-एक कर के सरलता से लकड़ियाँ तोड़ दीं। अब किसान ने अपने लड़कों से कहा-“यदि तुम लकड़ियों के बंडल की तरह इकट्ठे (संगठित) रहोगे, कोई तुम्हें नुकसान नहीं पहुँचा सकता है। यदि तुम झगड़ोगे, कोई भी तुम्हें नुकसान पहुँचा सकता है।” उसके लड़कों ने एक शिक्षा ली। वे फिर कभी भी नहीं झगड़े। किसान प्रसन्न हुआ।

11.

अपठित गद्यांश

छात्रों के हर दिन के कामों में भी नियम का पालन होना चाहिए। समय पर पाठशाला पहुँचना, प्रार्थना सभा में पंक्ति बनाकर बिना शोर किए जाना, कक्षा में मन लगाकर पढ़ना और अपने आस-पास सफ़ाई बनाए रखना उनके नियमों में होना चाहिए। उन्हें पुस्तकालय में शोर नहीं मचाना चाहिए। सबसे विनम्र होकर बात करनी चाहिए। जो छात्र अनुशासन का पालन करते हुए अपने सभी काम नियम से करते हैं, वे सबके प्रिय बन जाते हैं।

प्र. १ छात्रों के हर दिन के कामों में क्या होना चाहिए?

प्र. २ कोई दो नियम लिखिए—

प्र. ३ कैसे छात्र सबके प्रिय बन जाते हैं?

प्र. ४ गद्यांश में से दो सर्वनाम और दो संज्ञा शब्द चुनकर लिखिए—

Swami Vivekanand Public School, Thapar Colony

Subject - Social studies

1. Read the chapters 1,2,3,4 carefully.
2. Learn the notebook and students book work of chapter 1,2,3,4.
3. Do the worksheets assigned on Oxford advantage app.
4. Do the interactivity related to ch-1,2,3,4.
5. Do the fun task activity given on P.N. 39 of students' book.
6. Make a craft using Indian spices on a colorful A3 sheet.(roll no. 1-8)
7. Paste the picture of political map of India on A3 sheet and write 4 states situated in each direction.(roll no. 9-16)
8. Draw the road signs on A3 sheet and label them.(roll no. 17-24)
9. Draw the national symbol of India on A4 sheet and write 5 lines about it.(25-35)
10. On political map of India, Mark the neighbouring countries of India, Punjab, Haryana< Capital of India, Arunachal pradesh, Assam, Kerala, Telangana



11. Answer the following questions:-

Directions: Answer the questions below. Use the phrases in giving directions.



1. What is next to the restaurant?


2. Where is the hospital?

3. What is the opposite of the supermarket?

4. Where is the shopping mall?

5. What is between the hospital and the police station?

12) Observe the pictures and answer the questions followed:-



1. In which type of houses do people live in hilly areas?

.....

2. Some people in Kashmir live in this type of house.

.....

3. In cities, some people live in this type of a house.

.....

4. People who move from place to place live in this type of a house.

.....

5. Eskimos live in this type of a house.

.....

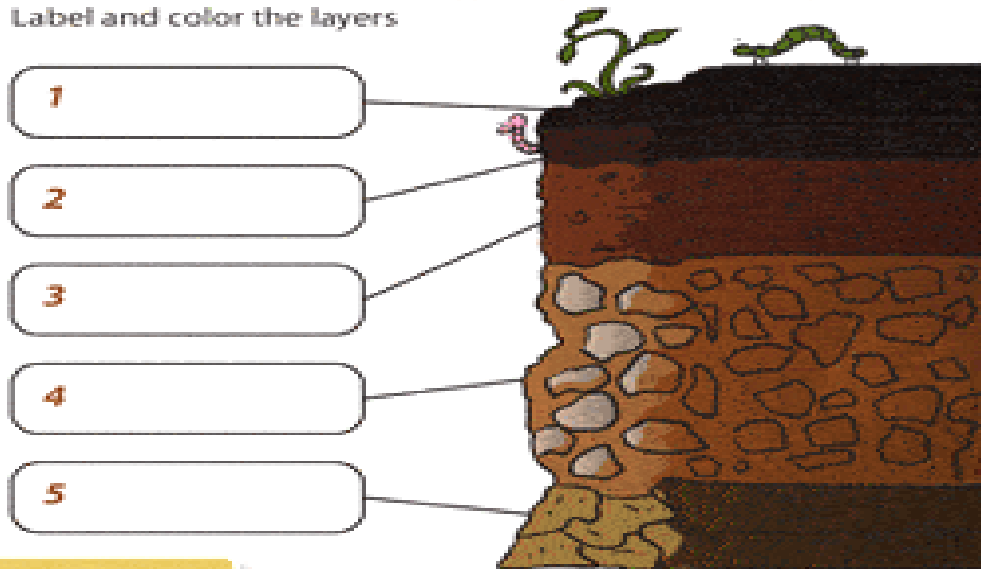
Swami Vivekanand Public School, Thapar Colony

Subject – Science

1. Read the chapters 1,2,3,4 carefully.
2. Learn the notebook and students book work of chapter 1,2,3,4.
3. Do let's apply activity and fun task in science student's book on page no. 33-35.
4. Do the worksheets assigned on Oxford advantage app. And also do the interactivity related to ch-1,2,3,4.
5. Prepare a poster using slogan 'No pollution is the only solution'(roll no. 1-8)
6. Make an animal mask using a paper plate, colours, pencils, strings, buttons, bindis etc. (roll no. 9-16)
7. Use different waste materials such as empty matchboxes, ice cream sticks, juice cartons, bangles etc to make your dream house of your choice. After making, colour it with colours of your choice. (roll no. 17-24)
8. Make a food pyramid on A4 sheet. (roll no. 25-35)
9. Label the layers of soil...

Soil Layers

Label and color the layers



Word Bank

Humus

Parent Material

Topsoil

Bedrock

Subsoil

10. Read the clues and unscramble the words:

- a) I am broken down by heat, cold, wind and water. cokr _____
- b) I cannot hold water. adsn _____
- c) I am sticky and have high water holding capacity. alcy _____
- d) I contain many useful things. olsi _____
- e) I require soil to grow. lnatp _____

11.

The names of some food items are given. Add some more names to the list. Draw a green ○ around those items that we get from plants. Draw a red ○ around those items that we get from animals.

Honey	Turmeric	Fish	_____
Corn	Milk	Lemon	_____
Spinach	Potato	Ajwain	_____
Egg	Meat	Banana	_____
Tomato	Onion	_____	_____

12. Name the following:-

- a) An animal that lay eggs. _____
- b) Breathing organ in humans. _____
- c) An animal that give birth to young ones. _____
- d) The things that do not breathe,eat,grow. _____
- e) Soil found in desert. _____
- f) Minerals obtained from soil. _____
- g) An animal living in soil. _____
- h) Fibres obtained from plants. _____
- i) Two energy giving food items. _____
- j) Two protective food items. _____
- k) Two living things. _____
- l) Two non living things. _____

Computer :-

1. Make a Chart on Input Devices (roll no. 1-8)
2. Make a Chart on Output Devices (roll no. 9-16)
3. Make a chart on types of keys on keyboard (roll no. 17-24)
4. Make a Chart on Uses of computer (25-35)