



**SWAMI VIVEKANAND PUBLIC SCHOOL,  
THAPAR COLONY  
(SESSION-2023-24)**

**Summertime, Summertime,  
Let's go out and play.  
Time for fun, and lots of sun.  
I love these kind of days.  
Summertime , Summertime,  
Swimming to stay cool.  
Pillow fights, and late night bites.  
An awesome break from School !**

**CLASS -IV**





The summer vacation shall begin from 29<sup>th</sup> May 2023 and will reopen on 4<sup>th</sup> July . Parents can download the homework from E-care app.

The Holidays' homework given to the students is targeted (aimed) to make them enjoy and learn simultaneously.

Parents can help their child in doing the work, but main purpose is to groom their overall development and make them practice to do self-study and Keep updated with their syllabus.

The long summer break is a time to cherish , celebrate and renew lost habits and bonds.

Regular encouragement, love and extra care will create beautiful memories in your child's mind about the vacation.

**STAY HAPPY ,FIT AND AWESOME.**

**Some Holiday Mantras can be followed:-**

- ❖ **Keep a smile on your face and watch your child's transformation .Teach him by embracing every hour, during the day and at night. Without looking forward to the reason to show your love to him. "JUST DO IT."**
- ❖ **Talk to your child openly, understand the situation and reason. When the child see that his thoughts are reciprocated and understood. He/She learns to share and open up without hesitation.**
- ❖ **Teach them to keep away all the technology and get with them and enjoy "OUR FAMILY TIME".**  
**As we Know "Family comes first" and a family that eats together.....smiles together.**
- ❖ **Set time management to accomplish their tasks , even help your child to make the work better by opting good handwriting and making their work (projects) innovative.**
- ❖ **Inculcate the habit of reading newspaper, short story book or any Mythological book.**

**BONDS ARE STRENGTHENED WHEN REAL INCIDENTS AND EXPERIENCES ARE SHARED AS A IMAGINARY TALE ,THIS ALSO RESULTS TO SHARE LIFE'S LESSONS.**

# Swami Vivekanand Public School, Thapar Colony

## Subject- English

*Note - Do the worksheets in a separate notebook.*

### English:

- Do the work given in assignment sheets neatly and properly.
- Read the chapters 1 to 5 carefully and write the difficult words from the chapters in the holidays' Homework notebook and make two sentences of each word to justify its meaning.
- Do Listening Skill activity of Chapter 1 to 4 from the OXFORD APP(My bag)
- Read Chapter 1 to 4 from Literature Reader for Unseen passages. Prepare Question from the reading.
- Revise full syllabus done till date properly.

### Assignment Sheet

A. Change the words in abstract nouns and make sentence of your own of each word:

1. Silent
2. Kind
3. Friend
4. Imagine
5. Happy

B. Find the subject and predicate and separate it:

- i) Listen carefully.
- ii) Ritu woke up early and went to gym.
- iii) The spruce tree gave warmth to the bird.
- iv) The migratory bird flew to Antarctic Ocean.

**C. Write the antonym and synonym of:**

- i) injured                      v) cruel  
ii) afraid                        vi) short  
iii) heavy                        vii) disrespect  
iv) helped                        viii) merged

**D. Write the meanings of given homophones :**

- i) sail / sale  
ii) Our / Are  
iii) daze / days  
iv) know / no

**E. Fill in the blanks with the correct quantifiers :**

- i) \_\_\_\_ (A few / Some / A little) balls were lying on the floor. Put \_\_\_\_ (six / some / much) of them in the box.  
ii) \_\_\_\_ ( much / many) of thr students from my school live near my house.  
iii) I like \_\_\_\_ ( all / several) my friends.  
iv) Samridhi and I, We \_\_\_\_ (both / none) are siblings.  
v) There is \_\_\_\_ ( enough / none) sugar in this squash.

**F. Use Homonyms in two different sentences, justifying its meaning:**

- a. match  
b. rock  
c. spring  
d. can  
e. fine

# Swami Vivekanand Public School, Thapar Colony

## Subject- Hindi

पाठमाला - पाठ 2 से 4 तक कि ध्यान पूर्वक दोहराई दोहराई करें!

साहित्य माला- पाठ 4 से 8 तक पढ़े व उनसे मिलने वाली सीख को समझे व अमल करें!

व्याकरण - दिए गए अभ्यास पत्र को ध्यान पूर्वक समझकर व्याकरण की कॉपी में करें!

प्रश्न 1 रिक्त स्थानों की पूर्ति कीजिए!

1. हिंदी में ..... वर्ण है!
2. मोबाइल पर बात करना ..... भाषा कहलाती है!
3. भाषा की मदद से हम ..... करते हैं!
4. इशारों से बात करना भाषा का ..... रूप कहलाता है!
5. मनुष्य की भाषा ..... होती है!
6. नदी ..... संज्ञा है!
7. सरल का विलोम शब्द ..... है!
8. ....मेरी बहन है!
9. 'छ ' वर्ण ..... वर्ग में आता है!
10. स्वरों की संख्या ..... होती है!

प्रश्न :2 वाक्यों में सही गलत का चिन्ह लगाइए

1. त्रिशूल द्वित्व व्यंजन है
2. स्वरों को वर्ण की सहायता से बोला जाता है
3. भाषा के 4 रूप हैं
4. रंग अनुनासिक उच्चारण में आता है
5. गांव जातिवाचक संज्ञा है

प्रश्न 3 निम्न शब्दों का सही अर्थ से मिलान कीजिए

मरुस्थान	इरादा
वेश	इच्छा
फरमाइश	रेगिस्तान के बीच हरित भूमि
तट	बादल
मेघ	किनारा

प्रश्न 4 रेखांकित शब्दों के विलोम शब्द लिखकर रिक्त स्थानों की पूर्ति कीजिए

1. दिन में उजाला होता है ..... रात में .....होता है।
2. जीवन में कभी ..... कभी जीत होती है।
3. व्यापार में लाभ .....चलती रहती है।
4. हमें सब से प्रेम करना चाहिए किसी से ..... नहीं करनी चाहिए।
5. ....के साथ मृत्यु निश्चित है।

प्रश्न 5 नीचे दिए गए शब्दों को पर्यायवाची शब्द में बदलकर वाक्य बनाओ।

पक्षी, हवा, पेड़ ,चांद

प्रश्न 6 प, क , च वर्ग के सभी वर्ण लिखिए।

प्रश्न 7 दिए गए शब्दों के लिए कोई दो दो तुकात्मक शब्द लिखिए!

- पहरेदार
- खिलता
- वतन
- लहराती

प्रश्न 8 सर्वनाम शब्दों का प्रयोग करते हुए 4 वाक्य लिखिए

प्रश्न 9 सड़क पर चलते समय हमें किन किन बातों का ध्यान रखना चाहिए। पांच पांच वाक्य लिखिए।

प्रश्न 10 व्यक्तिवाचक जातिवाचक संज्ञा के पांच पांच चित्र कॉपी में चिपकाए।

रचनात्मक कार्य

- जुलाई के पहले सप्ताह में “पेड़ लगाओ दिवस” मनाया जाता है उसके आधार पर एक पेड़ चार्ट पर बनाएं तथा पांच टहनियों पर स्वर ,व्यंजन, संक्युत व्यंजन, द्वित्व व्यंजन तथा सयुक्ताक्षर की परिभाषा उदाहरण सहित लिखिए (रोल नंबर 1 से 10)
- दो चुटकुले a3 शीट पर लिखकर उनसे संबंधित चित्र चिपकाए! ( रोल नंबर 11 से 20)
- 10 सुविचार a3 शीट पर सुंदर सुलेख में लिखिए (रोल नंबर 21 से 30)
- अपने भारत के राष्ट्रीय व सामाजिक त्योहारों की सूची चित्र सहित चार्ट पर तैयार कीजिए ( रोल नंबर 31 से 39)

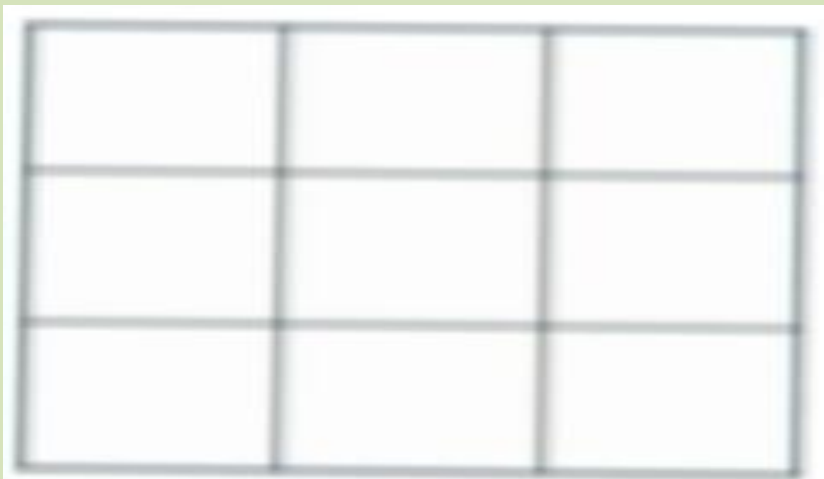
# Swami Vivekanand Public School, Thapar Colony

## Subject- Maths

- Do interactivity Chapter-1 to 3 from Oxford advantage app
- Revise chapter -1 to 3
- Solve the worksheet given below in separate holiday notebook
- Activity :
  1. Draw place value chart of 6 -digit number. Also mention their period and place.  
( Use A4 size sheet ,colour , sparkle pen)
  2. Write down the population of 5 countries and answer the followings:
    - a. Write the names of the countries?
    - b. Write the population in the Indian and international system of numeration ?
    - c. Arrange them in ascending and descending order ?
    - d. Find out the country with maximum and minimum population ?  
( Use A4 size sheet ,sparkle pen)
  3. Make a working model of 'Roman Numerals.'

### \* □ Mental Maths :

**Magic square** :-Draw a 3 x 3 magic square such that sum of each row , each column and each diagonal is 15



## Worksheet

Q.1) Write tables from 2 to 20

Q.2) Put commas between the digits of each number and write in words according to the Indian and International place value system:

- 781369
- 109287
- 3004567
- 5454412

Q.3) Solve the followings :

- $234656+856556+742586$
- Subtract 895346 from 953458
- $209 \times 324$

Q.4) Solve by using the compensation method :

- a)  $345-129$
- b)  $484+148$

Q.5) Observe the pattern and fill in the blanks :-

- a) \_\_, \_\_, 350, 450, 550, 650
- b) 531, 541, 536, 546, 541, \_\_, \_\_

Q.6) Write the period and place underline the bold digit .

- 343756
- 4386532

Q.7) Rounding off the following numbers nearest to tens, hundreds and thousands ten thousand and and lakh place:

- 3487872
- 7827302

Q.8) Word Problem :

- What is the product of the greatest 5 digit number and smallest 4 digit number?
- The population of village A is 3,467 , village B is 9,892 and village C is 7,892. Estimate the total population of all the three villages and compare with the actual sum ?
- The sum of two numbers is 7,28,740 . If one number is 5,89,203 then find the other number ?



# Swami Vivekanand Public School, Thapar Colony

## Subject- Social studies

- Write defines of Ch- 1,2,3 and 4 in separate notebook.
- Learn Ques/Ans of Ch-1,2,3 and 4.
- Choose one union territory and find out the special and unique features of that place. Then prepare a chart with pictures and drawings and write a few sentences about the union territory you have chosen. (Roll no. 1-13)
- Prepare a model of a beach or a desert. Use cardboard, sand and glue to make the model.(Roll no. 14-26)
- Write a slogan to alert people that they must not deface or spoil the monuments on A-4 sheet, and also make a project report on it. (Roll no. 27-39)

### Worksheets

1)Name the following:

- a. Hima + alaya means \_\_\_\_\_
- b. The world's highest peak \_\_\_\_\_
- c. A route through the mountains \_\_\_\_\_
- d. Large masses of moving ice \_\_\_\_\_
- e. An area watered by a large river and its tributaries \_\_\_\_\_
- f. The glacier from where river Ganga originates \_\_\_\_\_
- g. An area in desert where water is found \_\_\_\_\_
- h. Highest peak of the Western ghats \_\_\_\_\_
- i. A place where no person lives \_\_\_\_\_
- j. The land along a coast \_\_\_\_\_

2) Do interactivity in lesson 3 and 4 from Oxford Advantage App.

3) Map work: Show the following places on the Indian Map.

- a. Coromandel coast.
- b. Malabar coast.
- c. Andaman and Nicobar Islands.
- d. Raj Mahal hills.
- e. River Narmada.
- f. River Tapi.
- g. Anaimudi.



- Write defines of Ch- 1,2,3 and 4 in separate notebook.
- Learn Ques/Ans of Ch-1,2,3 and 4.
- Choose one union territory and find out the special and unique features of that place. Then prepare a chart with pictures and drawings and write a few sentences about the union territory you have chosen. (Roll no. 1-13)
- Prepare a model of a beach or a desert. Use cardboard, sand and glue to make the model.(Roll no. 14-26)
- Write a slogan to alert people that they must not deface or spoil the monuments on A-4 sheet, and also make a project report on it. (Roll no. 27-39)

# Swami Vivekanand Public School, Thapar Colony

## Subject- Science

### Worksheet

✓ Appreciate Nature - Go for long walks in a park or garden with your family and friends.

✓ Good manners are the key - Respect your parents, grandparents and all elders. Use three magical words (Sorry, Please and Thank you).

**Must do:-** • Eat healthy food and drink lots of water & juice.

✓ Read every day. Watch less of T.V.

✓ Revise and practice all the work done in the class.

**Make a chart on following topics-**

1. Life cycle of butterfly (1-11)

2. Digestive system (12-23)

3. Excretory system (24-35)

4. Life cycle of frog (36-42)

**Collage making**

Make a collage of 'Save Environment'. Collect pictures from old newspaper and books on (chart paper or drawing sheet).

Gather information on following animals:- • Pigeon, Cow, Snail, Ladybird, Chameleon.

( About their feeding habit, presence or absent of backbone, any special body covering)

**Make a flower file**

Collect flower like rose, Marigold, jasmine, lily, sunflower e.t.c and keep them between the newspaper and let them dry and then paste them in file and make a flower file.
















( write how many petals the have, Have smell or not, petals are brightly coloured or not and name of the flower)

Paste picture of 5 Indian scientists in your notebook and write about their contribution in field of Science.

Do interactivity given in oxford advantage app of ch-1, 2,3

**Que-1 Identify and write the correct classification of animals.**

**Amphibians, Mammals, reptiles, fish, Birds**

1.			
2.			
3.			
4.			
5.			

**Que-2. What types of Animals are the statement below true for? Mark with a**

	Statement	Mammals	Amphibians	Birds	Fish	Reptiles
1	It is cold blooded.					
2	It lays eggs.					
3	It gives birth to young ones.					
4	It can live on land and in water.					
5	It has webbed feet and wet skin.					

6 It has  
Feathers and  
wings.

Que-3 I can

Classify animals. ... ..

Write three facts you learn about each of the following.

<u>MAMMALS</u>	<u>BIRDS</u>
<u>REPTILES</u>	<u>FISH</u>
<u>AMPHIBIANS</u>	Which one is your favourite. Draw a picture

Que-1 Multiple Choice questions:

A. How many legs does an insect have?

- a) Four      b) Six      c) Eight      d) Ten

B. Choose the incorrect statement about reptiles.

- a) They are cold blooded.  
b) They are Vertebrates.  
c) They give birth to babies.  
d) Their body generally covered with scales.

C. Which of the following body part help the insect to eat food?

- a. Antenna      b) Mouth      c) Eye      d) Spiracles

D. Which of the following is not an example of an invertebrates?

- a) Octopus      b) Crab      c) Snail      d) Lizard

Que-2. Mark the statement as True Or false:

- A. The blue whale is the largest animal on Earth, and it is mammal too.  
B. Lizard such as chameleon and iguanas can change their body colour to blend with their surrounding.  
C. Some animals such as frogs and toads can live on land as well as in water. They are called invertebrates.  
D. Mammals breathe only through their lungs.

Que-3. Fill in the blanks:

- A. Animals are grouped based on the presence or absence of \_\_\_\_\_.  
B. \_\_\_\_\_ are those animals with lack a backbone.  
C. \_\_\_\_\_ are example of cold blooded animals.  
D. The body of reptiles is generally covered with special coverings called\_\_\_\_\_.

Que-4: Short question answers:

- A. What is camouflage?  
B. What is moulting?  
C. Define Vertebrates and invertebrates?

Que-4 long question answer:

1.Observe the picture and answer following questions:



- A. Identify the animal shown in this picture.  
B. Is it a vertebrate or invertebrates?  
C. Can you name different body part of this animal.  
D. Where can you see this animal in your home?

### Computer

- Make a chart on “ Types of Devices “(Roll No 1-10)
- Make a Chart on “ Computer system with explaining their parts “ (Roll No 11-20)
- Make a Collage on Input ,Output and Storage Devices (Roll No 31 to 42 )

### Art Work

- Do Paper Rangoli activity on Pg No. 13 given in your work”Art and Craft “ (roll No 1-13)
- Do your Doll activity on pg No-23 given in your work” Art and Craft” (Roll No 14 -29)
- Do Origami Pineapple activity on Pg No.43 given in your work “Art and craft”(Roll No 30-39)