







 **ENGLISH**

-  Small cursive a - z → (5 times)
-  Capital cursive A – H → (5 times)
-  Fill ups A – H → (3 times)
-  A to H – a to h Matching → (3 times)
-  Dictation A – H → (3 times)
-  Picture Identification A – H → (3 times)

 **MATHS**

Do page no. 43 and 45 on classwork notebook

Serial Counting 1–100 → (4 times)

Draw Lines 1–5 → (3 times)

Backward Counting 20–1 → (3 times)

What Comes After 1–20 → (3 times)

Count and Match 1–15 → (3 times)

Count and Write 1–15 → (3 times)

Dictation 1–100 (2 times)

HINDI

Do page no. 43,54,57,and 59 on classwork notebook

अ से अ: तक → (5 times)

अक्षर मिलान → (2 times)

अक्षर पहचान → (2 times)

चित्र पहचान → (2 times)

चित्र मिलान → (2 times)


रिक्त स्थान 'अ' से 'अ:' → (3 times)


G.K.

Complete Pg. 20, 24, 25, 27, 28, 29, 30 & 31 in G.K. Book


Learn Parts of Body & Sense Organs

DRAWING

 Complete your Drawing Book

 pages: 3 to 15


CONVERSATION

 Revise Q/A 1 to 12


RHYMES

 Prarthana


 The Finger Family


 Marry Had A Little Lamb


 Chubby Cheeks Dimple Chin

 Mera Parivar

NOTE

 Follow the proper formation

 Writing should be neat & clean

 Do all work in rough green notebooks